


AAR  
90/01

PB90-910401  
NTSB/AAR-90/01


# NATIONAL TRANSPORTATION SAFETY BOARD




## AIRCRAFT ACCIDENT REPORT

UNITED AIRLINES FLIGHT 811  
BOEING 747-1 22, N47 13U  
HONOLULU, HAWAII  
FEBRUARY 24, 1989

*See also: NTSB Reporter  
July, 1990, p. 4*



Doc  
NTSB  
AAR  
90/01  
c. 2



## **JACK R. HUNT MEMORIAL LIBRARY**

DAYTONA BEACH, FLORIDA 32114 \* x4-239-6595

---

The National Transportation Safety Board is an independent Federal agency dedicated to promoting aviation, railroad, highway, marine, pipeline, and hazardous materials safety. Established in 1967, the agency is mandated by the Independent Safety Board Act of 1974 to investigate transportation accidents, determine the probable cause of accidents, issue safety recommendations, study transportation safety issues, and evaluate the safety effectiveness of government agencies involved in transportation.

The Safety Board makes public its actions and decisions through accident reports, safety studies, special investigation reports, safety recommendations, and statistical reviews. Copies of these documents may be purchased from the National Technical Information Service, 5285 Port Royal Road, Springfield, Virginia 22161. Details on available publications may be obtained by contacting:

**National Transportation Safety Board**  
Public Inquiries Section, RE-51  
800 Independence Avenue, S.W.  
Washington, D.C. 20594  
(202)382-6735

TECHNICAL REPORT DOCUMENTATION PAGE

1. Report No. NTSB/AAR-90/01		2. Government Accession No. PB90-910401		3. Recipient's Catalog No.	
4. Title and Subtitle Aircraft Accident Report-- United Airlines Flight 811, Boeing 747-122, N4713U, Honolulu, Hawaii, February 24, 1989				5. Report Date April 16, 1990	
				6. Performing Organization Code	
7. Author(s) <i>See also: NTSB Reporter, July 1990</i>				8. Performing Organization Report No.	
9. Performing Organization Name and Address  National Transportation Safety Board Office of Aviation Safety Washington, D.C. 20594				10. Work Unit No. 5059B	
				11. Contract or Grant No.	
				13. Type of Report and Period Covered Aircraft Accident Report February 24, 1989	
12. Sponsoring Agency Name and Address  NATIONAL TRANSPORTATION SAFETY BOARD Washington, D.C. 20594				14. Sponsoring Agency Code	
15. Supplementary Notes					
16. Abstract This report explains the sudden opening of an improperly latched cargo door in flight on United Airlines flight 811 near Honolulu, Hawaii, on February 24, 1989. The safety issues discussed in the report include the design and certification of the Boeing 747 cargo doors; the operation and maintenance of the cargo doors; portable emergency oxygen bottles; storage compartments over emergency exit doors; flight attendant communications during an emergency; life preservers; and aircraft rescue and firefighting. Recommendations addressing these issues were made to the Federal Aviation Administration, the State of Hawaii, and the U.S. Department of Defense.					
17. Key Words <i>Cargo compartment door, De compressor Design deficiencies, FAA surveillance and enforcement, Maintenance procedures, Inspection</i>				18. Distribution Statement This document is available to the public through the National Technical Information Service, Springfield, Virginia 22161	
19. Security Classification (of this report) UNCLASSIFIED		20. Security Classification (of this page) UNCLASSIFIED		21. No. of Pages 72	22. Price

## CONTENTS

	EXECUTIVE SUMMARY.....	v
1.	FACTUAL INFORMATION	
1.1	History of Flight.....	1
1.2	Injuries to Persons.....	3
1.3	Damage to Airplane.....	3
1.4	Other Damage.....	7
1.5	Personnel Information.....	7
1.6	Aircraft Information.....	9
1.6.1	General.....	9
1.6.2	Cargo Door Description and Operation.....	9
1.6.3	UAL B-747 Special Procedures--Doors.....	14
1.6.4	UAL Maintenance Program.....	15
1.6.5	Maintenance Records Review.....	16
1.6.6	Service Difficulty Report Information.....	18
1.6.7	Service Letters and Service Bulletins.....	19
1.6.8	Airworthiness Directives.....	19
1.7	Meteorological Information.....	20
1.8	Navigational Aids.....	20
1.9	Communication.....	21
1.10	Aerodrome Information.....	21
1.11	Flight Recorders.....	21
1.12	Wreckage and Impact Information.....	22
1.13	Medical and Pathological Information.....	22
1.14	Fire.....	22
1.15	Survival Aspects.....	22
1.16	Tests and Research.....	24
1.16.1	Forward Cargo Door Electrical Component Examinations.....	24
1.16.2	Pressurization System.....	25
1.16.3	Safety Board Materials Laboratory Examinations-- Cargo Door Hardware.....	25
1.16.4	General Inspection of Other UAL Airplanes.....	26
1.17	Additional Information.....	29
1.17.1	Previous Cargo Door Incident.....	29
1.17.2	FAA Surveillance of UAL Maintenance.....	30
1.17.3	Corrective Actions.....	32
1.17.4	Boeing 747 Cargo Door Certification.....	33
1.17.5	Advisory Circular AC 25.783-1.....	35
2.	ANALYSIS	
2.1	General.....	36
2.2	Loss of Cargo Door.....	37
2.3	Partially Closed Door.....	37
2.4	Electrical Opening of the Door on the Ground or in Flight... ..	39
2.5	Incomplete Latching of the Door During Closure.....	41
2.6.	Design, Certification, and Continuing Airworthiness.....	45
2.7	Survival Aspects.....	48

3.	<i>CONCLUSIONS</i>	
3.1	<i>Findings</i> .....	51
3.2	<i>Probable Cause</i> .....	52
4.	<i>RECOMMENDATIONS</i> .....*	53
5.	<i>APPENDICES</i> .....	57
	<i>Appendix A - Investigation and Public Hearing</i> .....	57
	<i>Appendix B - Personnel Information</i> .....	58
	<b>Appendix C - Airplane Information</b> .....	62
	<i>Appendix D - Injury Information</i> .....	63
	<i>Appendix E - Maintenance History of N4713U</i> .....	66

. EXECUTIVE SUMMARY

On February 24, 1989, United Airlines (UAL), flight 811, a Boeing 747-122 (B-747), N4713U, was being operated as a regularly scheduled flight from Los Angeles, California (LAX) to Sydney, Australia (SYD) with intermediate stops in Honolulu, Hawaii (HNL) and Auckland, New Zealand (AKL). There were 3 flightcrew, 15 flight attendants, and 337 passengers aboard the airplane.

The flightcrew reported the airplane's operation to be normal during the takeoff from Honolulu, and during the initial and intermediate segments of the climb. The flightcrew observed en route thunderstorms both visually and on the airplane's weather radar, so they requested and received clearance for a deviation to the left of course from the HNL Combined Center Radar Approach Control (CERAP). The captain elected to leave the passenger seat belt sign "on."

The flightcrew stated that the first indication of a problem occurred while the airplane was climbing between 22,000 and 23,000 feet at an indicated airspeed (IAS) of 300 knots. They heard a sound, described as a "thump," which shook the airplane. They said that this sound was followed immediately by a "tremendous explosion." The airplane had experienced an explosive decompression. They said that they donned their respective oxygen masks but found no oxygen available. Engines No. 3 and 4 were shutdown because of damage from foreign object ingestion.

The airplane made a successful emergency landing at HNL and the occupants evacuated the airplane. Examination of the airplane revealed that the forward lower lobe cargo door had separated in flight and had caused extensive damage to the fuselage and cabin structure adjacent to the door. Nine of the passengers had been ejected from the airplane and lost at sea.

The issues in this investigation centered around the design and certification of the B-747 cargo doors, and the operation and maintenance to assure the continuing airworthiness of the doors.

The National Transportation Safety Board determines that the probable cause of this accident was the sudden opening of the improperly latched forward lower lobe cargo door in flight and the subsequent explosive decompression. Contributing to the cause of the accident was a deficiency in the design of the cargo door locking mechanisms, which made them susceptible to inservice damage, and which allowed the door to be unlatched, yet to show a properly latched and locked position. Also contributing to the accident was the lack of proper maintenance and inspection of the cargo door by United Airlines, and a lack of timely corrective actions by Boeing and the FAA following the 1987 cargo door opening incident on a Pan Am B-747.

The Safety Board issued three safety recommendations as a result of this investigation that addressed measures to improve the airworthiness of the B-747 cargo doors and other non-plug doors on pressurized transport category airplanes. It also issued recommendations affecting cabin safety.

NATIONAL TRANSPORTATION SAFETY BOARD  
WASHINGTON, D. C. 20594

AIRCRAFT ACCIDENT REPORT

UNITED AIRLINES, FLIGHT 811  
BOEING 747-122, **N4713U**  
HONOLULU, HAWAII  
FEBRUARY 24, 1989

1. FACTUAL INFORMATION

1.1 History of Flight

On February 24, 1989, United Airlines (UAL), flight 811, a Boeing 747-122 (B-747), **N4713U**, was being operated as a regularly scheduled flight from Los Angeles, California (LAX) to Sydney, Australia (SYD) with intermediate stops in Honolulu, Hawaii (HNL) and Auckland, New Zealand (AKL).

The flightcrew assigned to the LAX/HNL route segment reported no difficulty during their flight.

A flightcrew change occurred when flight 811 arrived at HNL. The oncoming captain stated that he and his crew reported to UAL operations 1 hour and 15 minutes prior to the flight's scheduled departure time from HNL. The crew had completed a 34-hour layover (rest period) in HNL.

The captain reviewed the flight plan, the weather, pertinent NOTAMs, and maintenance records, and signed the Instrument Flight Rules (IFR) clearance before boarding the airplane.

Flight 811 departed HNL gate 10 at 0133 Honolulu Standard Time (HST), 3 minutes after the scheduled departure time, with 3 flight crewmembers, 15 cabin crewmembers, and 337 passengers. The flightcrew attributed the short delay to cabin crew problems with arming the 5L cabin door emergency exit slide and the normal securing of the 2L door after a somewhat extended passenger boarding process. The second officer stated that all cabin and cargo door warning lights were out prior to the airplane's departure from the gate. He said that he dimmed the annunciator panel lights at his station while the airplane was departing the gate area.

The captain was at the controls when the flight was cleared for takeoff on HNL runway 8R at 0152:49 HST. The auxiliary power unit (APU), which was used during the takeoff, was shutdown shortly after making the initial power reduction to climb thrust.

The flightcrew reported the airplane's operation to be normal during the takeoff and during the initial and intermediate segments of the climb. The flightcrew observed en route thunderstorms both visually and on the airplane's weather radar, so they requested and received clearance for a

deviation to the left of course from the HNL Combined Center Radar Approach Control (CERAP). The captain elected to leave the passenger seat belt sign "on."

The flightcrew stated that the first indication of a problem occurred while the airplane was climbing between 22,000 and 23,000 feet at an indicated airspeed (IAS) of 300 knots. They heard a sound, described as a "thump," which shook the airplane. They said that this sound was followed immediately by a "tremendous explosion." The airplane had experienced an explosive decompression. They said that they donned their respective oxygen masks but found no oxygen available. The airplane cabin altitude horn sounded and the flightcrew believed the passenger oxygen masks had deployed automatically.

The captain immediately initiated an emergency descent, turned 180° to the left to avoid a thunderstorm, and proceeded toward HNL. The first officer informed CERAP that the airplane was in an emergency descent and appeared to have lost power in the No. 3 engine. The appropriate 7700 emergency code was placed in the airplane's radar beacon transponder and an emergency was declared with CERAP at approximately 0220 HST. The No. 3 engine was shut down shortly after commencing the descent because of heavy vibration, no N1 compressor indication, low exhaust gas temperature (EGT), and low engine pressure ratio (EPR).

The second officer then left the cockpit to inspect the cabin area and returned to inform the captain that a large portion of the forward right side of the cabin fuselage was missing. The captain subsequently shut down the No. 4 engine because of high EGT and no N1 compressor indication, accompanied by visible flashes of fire. The flightcrew initiated fuel dumping during the descent to reduce the airplane landing weight.

The airplane was cleared for an approach to HNL runway 8L. The final approach was flown at 190 to 200 knots with the No. 1 and No. 2 engines only. During flap extension, the flightcrew observed an indication of asymmetrical flaps as the flap position approached 5°. The flightcrew decided to extend inboard trailing edge flaps to 10° for the landing. The right outboard leading edge flaps<sup>1</sup> did not extend during the flap lowering sequence. The airplane touched down on the runway, approximately 1,000 feet from the approach end, and came to a stop about 7,000 feet later. The captain applied idle reverse on the Nos. 1 and No. 2 engines and employed moderate to heavy braking to stop the airplane. AT 0234 (HST), HNL tower was notified by the flightcrew that the airplane was stopped and an emergency evacuation had commenced on the runway.

---

<sup>1</sup>Leading edge flaps are numbered 1 to 26 from left wing outboard to right wing outboard and constitute a set of 5 variable camber flaps outboard of engines Nos. 1 and 4, a set of 5 variable camber flaps between the two engines on each wing; and a set of three Krueger flaps inboard of each inboard engine (Nos. 2 and 3 engines).



After the accident, UAL ramp service personnel, who had been involved with the cargo loading and unloading of flight 811 before takeoff from HNL, stated that they had opened and closed the forward cargo door electrically. They said that they had observed no damage to the cargo door. The ramp service personnel said that they had verified that the forward cargo door was flush with the fuselage of the airplane, that the master door latch handle was stowed, and that the pressure relief doors were flush with the exterior skin of the cargo door.

The dispatch mechanic stated that, in accordance with UAL procedures, he had performed a "circle check" prior to the airplane's departure from the HNL gate. This check included verification that the cargo doors were flush with the fuselage of the airplane, that the master latch lock handles were stowed, and that the pressure relief doors were flush or within 1/2 inch of the cargo door's exterior skin. He said a flashlight was used during this inspection.

The second officer stated that, in accordance with UAL Standard Operating Procedures (SOP) he had performed an operational check of the door warning annunciator lights as part of his portion of the cockpit preparation. The second officer also stated that he used a flashlight while performing an exterior inspection, again in accordance with UAL procedures. The exterior inspection was conducted while ramp service personnel were performing cargo loading operations and the cargo doors were open. He stated that he had observed no abnormalities or damage.

#### 1.2 Injuries to Persons

<u>Injuries</u>	<u>Flightcrew</u>	<u>Cabincrew</u>	<u>Passengers</u>	<u>Others</u>	<u>Total</u>
Fatal	0	0	9*	0	9
Serious	0	3	2	0	5
Minor	2	0	20	0	33
Total	3	15	306	0	355

\*Lost in flight. An extensive air and sea search for the passengers was unsuccessful.

#### 1.3 Damage to the Airplane

The primary damage to the airplane consisted of an approximate 10 by 15-foot hole on the right side in the area of the forward lower lobe cargo door. The cargo door fuselage cutout lower sill and side frames were intact but the door was missing (see figures 1 and 2). An area of fuselage skin measuring about 13 feet lengthwise by 15 feet vertically, and extending from the upper sill of the forward cargo door to the upper deck window belt, had separated from the airplane at a location above the cargo door extending to the upper deck windows. The floor beams adjacent to and inboard of the cargo door area had been fractured and buckled downward.





Figure 1.--Overall view of forward cargo door area -  
on the right side of the aircraft.



*Figure 2. -- Close-up view of hole and surrounding structure damage.*

Examination of all structure around the area of primary damage disclosed no evidence of preexisting cracks or corrosion. All fractures were typical of fresh overstress breaks.

Debris had damaged portions of the right wing, the right horizontal stabilizer, the vertical stabilizer and engines Nos. 3 and 4. No damage was noted on the left side of the airplane, including engines Nos. 1 and 2.

The right wing had sustained impact damage along the leading edge between the No. 3 engine pylon and the No. 17 variable camber leading edge flap. Slight impact damage to the No. 18 leading edge flap was noted.

There was a break and scuff in the wing leading edge aft of engine No. 4 and a scuff in the wing leading edge outboard of engine No. 4. There was a large indentation (to a depth of nearly 8 inches) in the area just above the outboard landing light, and the landing light covers were broken. There was a small puncture in the upper surface of the No. 14 krueger flap and impact damage to the wing leading edge just aft of the No. 14 krueger flap. There was a gash on the upper wing surface aft of the No. 14 krueger flap and leading edge, as well as punctures to the wing leading edge aft of the number 16 krueger flap. The under wing surface aft of the krueger flaps also sustained impact damage.

The right wing also had sustained damage at the wing-to-body fairing and two flap track canoe fairings.<sup>2</sup> Wing-to-body fairing damage was limited to surface scraping forward of and below the wing. The outboard surface of the No. 6 flap track canoe fairing revealed a slightly more significant gouge mark. The most severe damage was evident on the inboard surface of the No. 8 flap track canoe fairing, where three separate punctured areas were observed. The trailing edge flaps were not damaged.

The leading edge of the right horizontal stabilizer had several dents. The most severe dents, located 8 to 10 feet from the stabilizer root, were approximately 3 inches wide and 1 inch deep. No punctures were found. The vertical stabilizer had multiple small and elongated indentations with a maximum depth of 1/2 inch near the right base of the leading edge. A small gouge and two small scrapes were noted at midspan of the upper rudder.

A piece of cargo container was found lodged between the No. 3 engine pylon (inboard) and the wing underside. The piece of metal had severed the pneumatic duct for the leading edge flaps. Various nicks and punctures were evident on the inboard side of the No. 3 engine pylon. The No. 4 engine pylon had a small puncture near the leading edge of the wing.

The external surfaces of the No. 3 engine inlet cowl assembly exhibited foreign object damage including small tears, scuffs and a large outwardly directed hole. The entire circumference of all the acoustic (sound attenuator) panels installed on the inlet section of the cowl had been

---

<sup>2</sup>The flap track canoe fairings are numbered 1 through 8, from left outboard to right outboard.

punctured, torn, or dented. None of the No. 3 engine cases were penetrated by objects, nor was there evidence of fire damage to any visible engine components and accessories. The leading edges of all fan blade airfoils on the No. 3 engine exhibited extensive foreign object damage.

External damage to the No. 4 engine inlet and core cowls was confined to the inboard side of the inlet cowl assembly. The damage consisted of one major scuff mark, four lesser scuff marks and one crescent-shaped cut. The sound attenuator panels that were installed in the inlet area of the inlet cowl assembly had not been penetrated. The No. 4 engine fan blade airfoils had sustained both soft and hard object damage from foreign objects.

The cargo door separation resulted in the loss of fuselage shell structure above the cargo door, along with main cabin floor structure below seats 8GH through 12GH (see figure 3). The missing floor area extended inboard from the interior of the right side fuselage wall to the inboard seat track of seats 8GH through 12GH.

The supply and fill lines from the flightcrew oxygen bottle, and the supply line for the passenger oxygen system had been broken below the cabin floor inboard of the missing cargo door.

The two cabin pressurization out-flow valves, located on the underside of the fuselage, aft of the rear cargo compartment, were found fully open. The two over-pressure relief valves located on the forward left side of the airplane were found in the normal closed position. These valves were removed and bench tested. (See section 1.16.2, Pressurization System.) The majority of the cabin floor-to-cargo compartment blowout panels were found activated. The blowout panels are designed to relieve excess pressure differential following an explosive decompression to prevent catastrophic damage to the cabin floor structures.

The estimated damage to the airplane was \$14,000,000, based on UAL's costs to repair it.

#### 1.4 Other Damage

No other property damage resulted from this accident.

#### 1.5 Personnel Information

The crew consisted of 3 flight crewmembers (the captain, the first officer, and the second officer) and 15 cabin crewmembers. (See appendix B.)

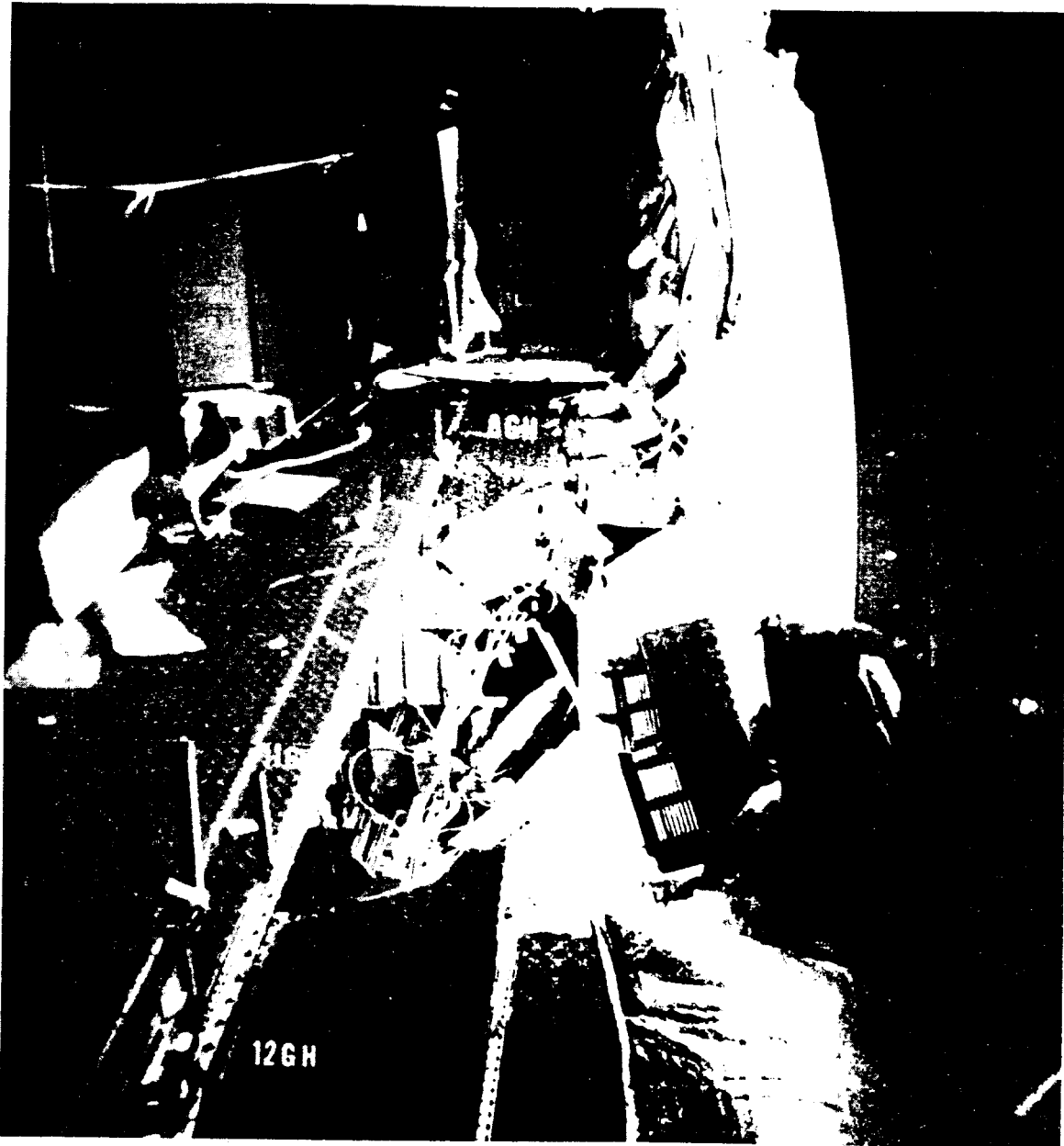


Figure 3.--Forward view of Cabin Zone B.  
Note missing seats 8GH thru 12GH.

## 1.6 Aircraft Information

### 1.6.1 General

On February 24, 1989, the United Airlines B-747 fleet consisted of 31 airplanes, including: 2 B-747-222B, 11 B-747-SP, 5 B-747-123, and 13 B-747-122 series airplanes. N4713U was equipped with four Pratt & Whitney model JT9D engines.

The accident airplane, serial no. 19875, registered in the United States as N4713U, was manufactured as a Boeing 747-122 transport category airplane by the Boeing Commercial Airplane Company (Boeing), Seattle, Washington, a Division of the Boeing Company. N4713U, the 89th B-747 built by Boeing, was manufactured in accordance with Federal Aviation Administration (FAA) type certificate No. A20WE, as approved on December 30, 1969. The airplane was certificated in accordance with the provisions of 14 CFR Part 25, effective February 1, 1965.

The maximum calculated takeoff weight for flight 811 was 706,000 pounds. The flight plan data showed an actual takeoff weight of 697,900 pounds. The center of gravity (CG) for takeoff was computed at 20.4 percent mean aerodynamic chord (MAC). The forward and aft CG limits were 12 and 29.7 percent MAC, respectively.

At the time of the accident, N4713U had accumulated 58,815 total flight hours and 15,028 flight cycles. N4713U had not been involved in any previous accident. Records indicated that the airplane had been inspected and maintained in accordance with the General Maintenance Program as defined in UAL Operations Specifications and in accordance with the FAA approved Aircraft and Powerplants Reliability Program. The records indicated that all required inspection and maintenance actions had been completed within specified time limits and all applicable airworthiness directives (AD) had been accomplished or were in the process of being accomplished, with the exception of AD 88-12-04, which was applicable to the B-747 lower lobe cargo door, and which had only been complied with partially. (See section 1.6.8 for explanation).

### 1.6.2 Cargo Door Description and Operation

Both the forward and aft lower cargo doors are similar in appearance and operation. They are located on the lower right side of the fuselage and are outward-opening. The door opening is approximately 110 inches wide by 99 inches high, as measured along the fuselage.

Electrical power for operation of the cargo door switches and actuators is supplied from the ground handling bus, which is powered by either external power or the APU. The engine generators cannot provide power to the ground handling bus. APU generator electrical power to the ground handling bus is interrupted when an engine generator is brought on line after engine start. The APU generator "field" switch can be reengaged by the flightcrew, if necessary on the ground, to power the ground handling bus. The air/ground safety relay automatically disconnects the APU generator from

the ground handling bus, if it is energized, when the airplane becomes airborne and the air/ground relay senses the airplane off the ground.

The cargo door and its associated hardware are designed to carry, circumferential (hoop) loads arising from pressurization of the airplane. These loads are transmitted from the piano hinge at the top of the door, through the door itself, and into the eight latches located along the bottom of the door. The eight latches consist of eight latch pins attached to the lower door sill and eight latch cams attached to the bottom of the door. The cargo door also has two midspan latches located along the fore and aft sides of the door. These midspan latches primarily serve to keep the sides of the door aligned with the fuselage. There are also four door stops which limit inward movement of the door. There are two pull-in hooks located on the fore and aft lower portion of the door, with pull-in hook pins on the sides of the door frame. (See figure 4 for cargo door components.)

The cargo doors on the B-747 have a master latch lock handle installed on the exterior of the door. The handle is opened and closed manually. The master latch lock handle simultaneously controls the operation of the latch lock sectors, which act as locks for the latch cams, and the two pressure relief doors located on the door. Figure 5 depicts a latch pin and latch cam in an unlocked and locked condition.

The door has three electrical actuators for opening/closing and latching of the door. One actuator (main actuator) moves the door from the fully open position to the near closed position, and vice versa. A second actuator (pull-in hook actuator) moves the pull-in hooks closed or open, and the third actuator (latch actuator) rotates the latch cams from the unlatched position to the latched position, and vice versa. The latch actuator has an internal clutch, which slips to limit the torque output of the actuator.

Normally, the cargo doors are operated electrically by means of a switch located on the exterior of the fuselage, just forward of the door opening. The switch controls the opening and closing and the latching of the door. If at any time the switch is released, the switch will return to a neutral position, power is removed from all actuators, and movement of the actuators ceases.

In order to close the cargo door, the door switch is held to the "closed" position, energizing the closing actuator, and the door moves toward the closed position. After the door has reached the near closed position, the hook position switch transfers the electrical control power to the pull-in hook actuator, and the cargo door is brought to the closed position by the pull-in hooks. When the pull-in hooks reach their fully closed position, the hook-closed switch transfers electrical power to the latch actuator. The



# MECHANICAL SYSTEMS

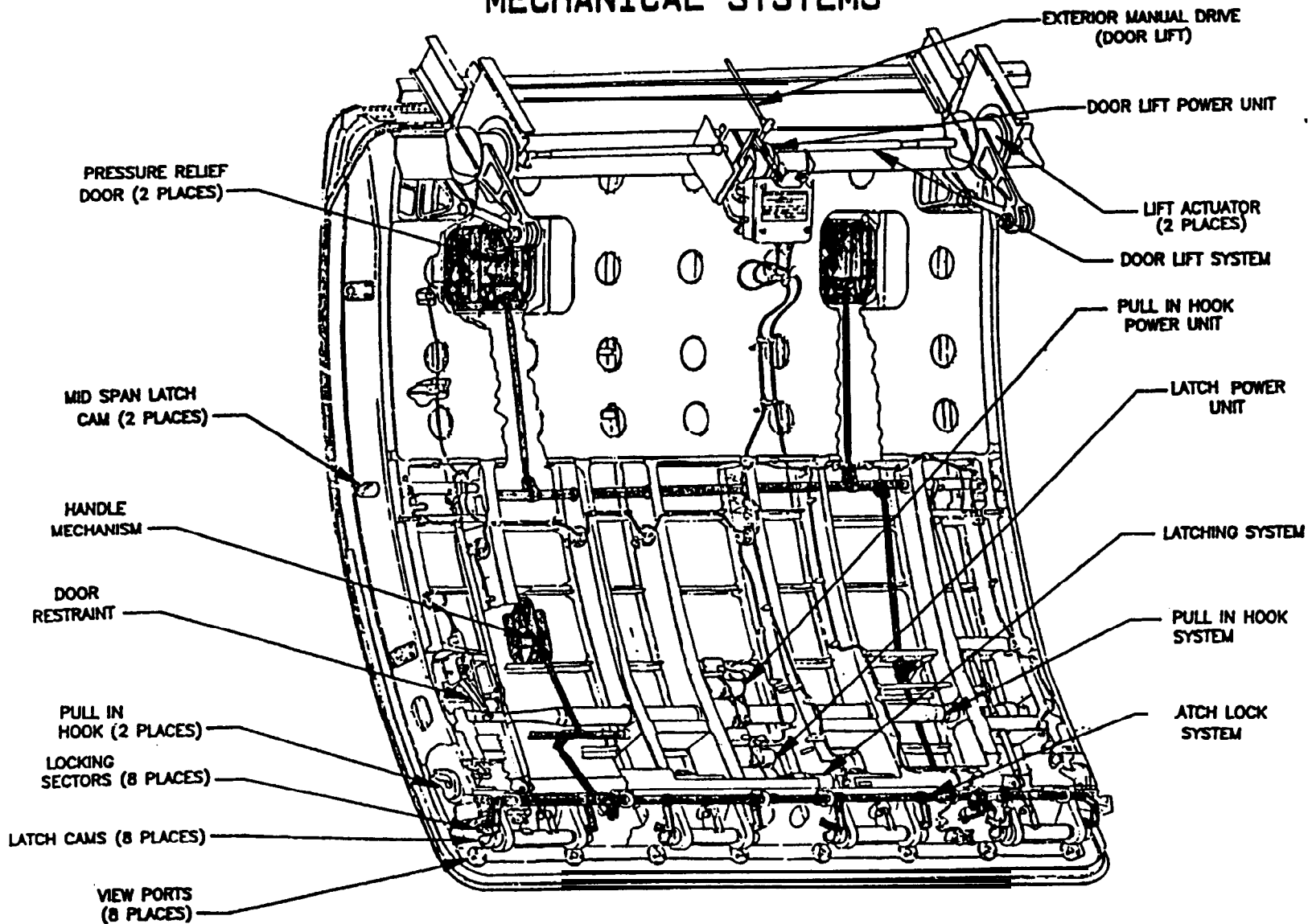


Figure 4. -- Boeing 747 lower lobe forward cargo door.

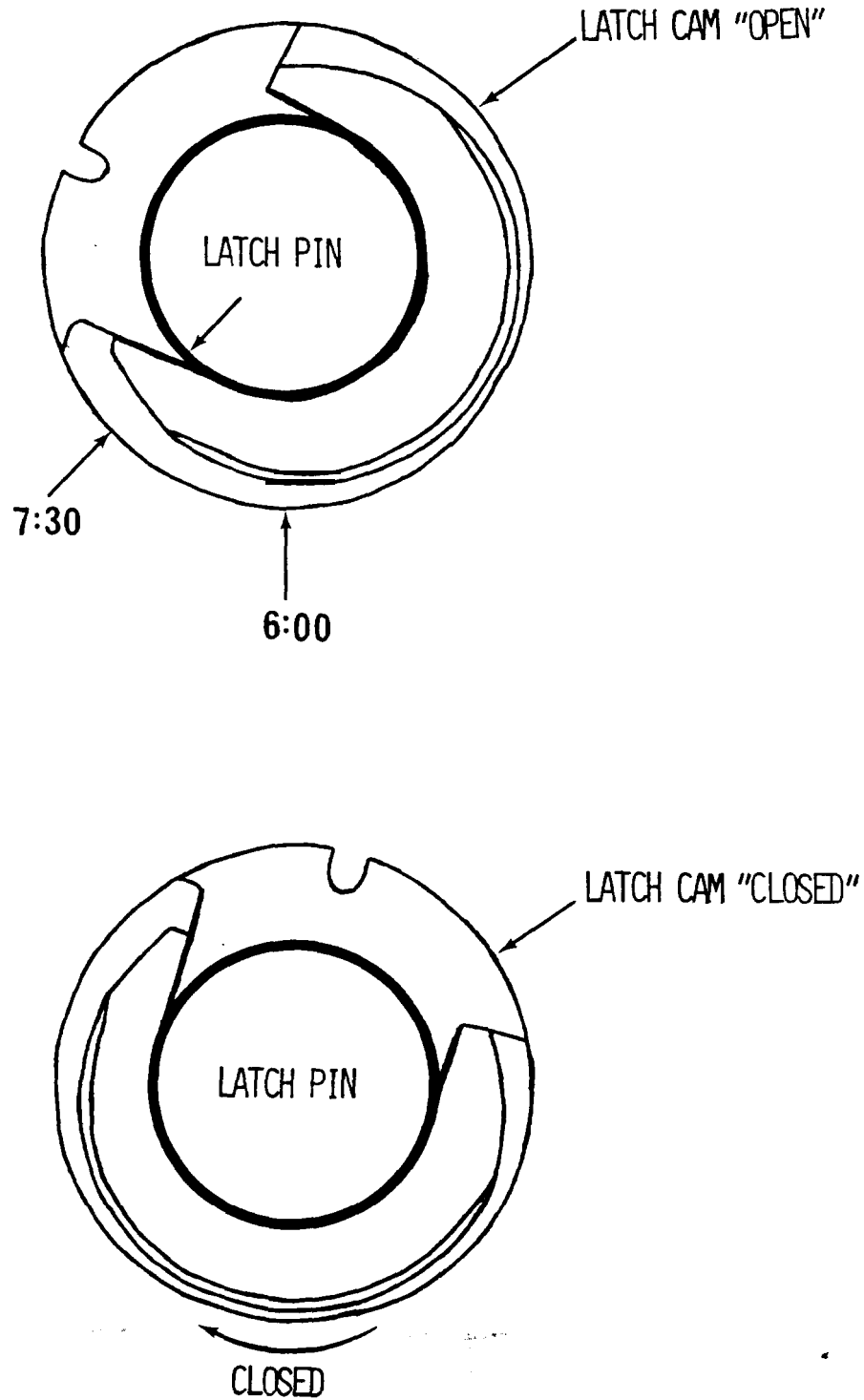



Figure 5. -- Diagram of cargo door latch cam in open and closed positions.

latch actuator rotates the eight latch cams, mounted on the lower portion of the door, around the eight latch pins, attached to the lower door sill. At the same time, the two midspan latch cams, located on the sides of the door rotate around the two midspan latch pins located on the sides of the door frame. When the eight latch cams and the two mid-span cams reach their fully closed position, electrical power is removed from the latch actuator by the latch-closed switch. This completes the electrically powered portion of the door closing operation. The door can also be operated in the same manner electrically by a switch located inside the cargo compartment adjacent to the door.

The final securing operation is the movement of lock sectors across the latch cams. These are manually moved in place across the open mouth of each of the eight lower cams through mechanical linkages to the master latch lock handle. The position of the lock sectors is indicated indirectly by noting visually the closed position of the two pressure relief doors located on the upper section of each cargo door. The pressure relief doors are designed to relieve any residual pressure differential before the cargo doors are opened after landing, and to prevent pressurization of the airplane should the airplane depart with the cargo doors not properly secured. The pressure relief doors are mechanically linked to the movement of the lock sectors. This final procedure also actuates the master latch lock switch, removing electrical control power from the opening and closing control circuits, and also extinguishes the cockpit cargo door warning light through a switch located on one of the pressure relief doors. Opening the cargo door is accomplished by reversing the above procedure.

The B-747 cargo door has eight (8) view ports located beneath the latch cams for direct viewing of the position of the cams by means of alignment stripes. Procedures for using these view ports for verifying the position of the cams were not in place or required by UAL (see 1.17.5 for additional information).

Closing the door manually is accomplished through the same sequence of actions without electrical power. The door actuator mechanisms are manually driven to a closed and latched position by the use of a one-half inch socket driver. The door can also be opened manually with the use of the socket driver. There are separate socket drives for the door raising/lowering mechanism, the pull-in hooks, and the latches.

Operating procedures for the normal electrical operation of the forward and aft cargo doors are outlined in the UAL Maintenance Manual (MM). Authorization for deferral of maintenance on the door power system is contained in the UAL B-747 Minimum Equipment List (MEL). In addition, operating procedures for dispatching aircraft with an inoperative door electrical power system (manual operation) are specified in the operator's MEL.

The UAL MM differs from Boeing's recommended MM. UAL had modified Boeing printed material or replaced pages with their own methods and procedures for conducting maintenance functions. The modifications to the manufacturer's MM were accepted by the FAA through "approval" by the FAA

Principal Maintenance Inspector (PMI).<sup>3</sup> Electrical cargo door open/close operations in the UAL and Boeing MM's are approximately the same, except the final "Caution" statement differs in methods to ensure that the latch cams are closed:

United Airlines Maintenance Manual

CAUTION DO NOT FORCE HANDLE. LATCH CAMS NOT FULLY CLOSED COULD CAUSE HANDLE MECHANISM SHEAR RIVET TO SHEAR.

Boeing Airplane Company Maintenance Manual

CAUTION DO NOT FORCE HANDLE. IF RESISTANCE IS FELT, CHECK LATCH ALIGNMENT STRIPES THROUGH VIEWING PORTS IN DOOR. LATCH CAMS NOT FULLY CLOSED COULD CAUSE HANDLE MECHANISM SHEAR RIVET TO SHEAR.

The following step in Boeing's MM does not appear in the UAL MM: "Check that the Cargo Door Warning Light on flight engineer panel goes out." The UAL flightcrew checklist includes a check of the warning light as part of the cockpit procedures for dispatch.

Prior to the issuance of AD-88-12-04 (see 1.6.8), UAL ramp service personnel only operated the cargo doors electrically. Manual operation was accomplished only by maintenance personnel. AD-88-12-04 required the additional procedure of recycling the master latch lock handle following manual operation of the latch actuator.

1.6.3 UAL Boeing 747 Special Procedures - Doors

The Safety Board's investigation revealed that UAL had published a "special maintenance procedure" in the UAL MEL for manual operation of the cargo door. The Maintenance Manual Special Procedures, 5-8-2-52, dated January 1988, were incorporated into UAL's MEL for use by maintenance controllers and work foremen in issuing instructions or procedures to mechanics. The procedure allowed the use of a special 1/2-inch socket drive wrench as the primary tool for use in manually opening or closing the cargo door. The document further authorized, as an alternate tool, an air-driven torque-limiting screwdriver. UAL procedures required approval by San Francisco Line Maintenance and the station maintenance coordinator before an air-driven screwdriver could be used to operate the doors of a B-747 airplane with an inoperative cargo door power system.

---

<sup>3</sup>The PMI does not formally approve the airline manual or changes, but the PMI has the responsibility to review the manual and promptly advise the operator when any portion is found unacceptable. (Reference, Airworthiness Inspectors Handbook, Department of Transportation, Federal Aviation Administration, Order 8300.9 July 25, 1985, Chapter 6, Section 4, Maintenance Manual Requirements.)

At the Safety Board's public hearing, the FAA PMI and the FAA B-747 maintenance inspector for UAL testified that prior to the accident they were unaware of an FAA authorization for UAL's use of an air-driven torque-limiting screwdriver on B-747 cargo doors. However, the FAA's approval for the use of the tool was noted in the MEL section of the airline's maintenance manual. The original approval had occurred before the current inspectors assumed their respective positions. Both testified that they had not reviewed UAL's B-747 MEL because they assumed that the previous inspectors had reviewed it.

According to UAL, the calibration/adjustment for the torque-limited air-driven screwdrivers was tested every six months. Safety Board investigators found no records for the calibration/adjustment of the power tools used to manually open and close UAL B-747 cargo doors.

The Safety Board received statements from UAL supervisory maintenance personnel at all UAL stations and contract facilities for B-747 operations indicating that air-driven screwdrivers had not been used by maintenance personnel to open or close the forward cargo door on N4713U in the months prior to the accident.

#### 1.6.4 UAL Maintenance Program

Airplanes operated by UAL are maintained under an FAA-approved continuous airworthiness maintenance program, as required by 14 CFR Part 121, Subpart L. The requirements of the UAL maintenance program are detailed in their Operations Specifications, dated November 21, 1988. Generally, UAL has an overall in-house capability to perform virtually all of the maintenance required on its own airframes and powerplants. All of the required major airframe and powerplant maintenance for N4713U had been performed at the UAL maintenance facility in San Francisco, California.

UAL's maintenance and inspection program is scheduled either at specific flight hour or calendar intervals. These maintenance and inspection programs are designated as: Service No. 1, Service No. 2, or A, B, C, MPV, and D Checks.

The work scope of Service Checks consists of a general inspection of the airplane and engines, including servicing of consumable fluids, oxygen, and tire pressures. The Service No. 1 check involves an inspection at each maintenance facility where the airplane lands. The Service No. 2 check is performed at a maintenance facility where the airplane is scheduled for at least 12 hours of ground time. The maximum time interval between Service No. 2 Checks is not to exceed 65 flight hours.

The "A" Check is performed at intervals not to exceed 350 flight hours. This check includes an extended inspection of the cockpit, cabin, cargo compartments, landing gear, tires, and brakes. It does not include a detailed inspection of the cargo doors.

The Phase Check- ("B" Check) is scheduled on a calendar basis, not to exceed 131 days. The scope of the "B" Check contains items of inspection

such as interior safety equipment and functional verification of various aircraft systems and components. It does not include a detailed inspection of the cargo doors.

The "C" Check is heavy maintenance oriented and is scheduled on a calendar basis, every 13 months. The "C" Check work scope is substantial and includes:

- o structural inspection items;
- o corrosion repair;
- o prevention and inspection of critical flight control systems; and,
- o a detailed inspection of the cargo doors.

The Mid-Period Visit (MPV) Check is a heavy maintenance inspection that is scheduled at intervals not to exceed 5 years. Items requiring scheduled overhaul are contained in the check as well as inspections of the airplane structure and interior.

The D Check, completes the routine scheduled B-747 maintenance plan and is scheduled at intervals not to exceed 9 years. The work scope is very similar to the MPV Check and consists of heavy maintenance to the airplane structure, landing gear, interior, and airplane systems, including the cargo doors.

#### 1.6.5 Maintenance Records Review

A review of the airplane's history indicated that the forward and aft cargo doors were the original doors and neither had been removed for repair or replaced for cause. There was no record of major repair to either door or adjacent airplane structure.

The forward cargo door's forward mid-span latch pin had been removed because of gouging of the pin surface, during the last "C" check on November 28, 1988. According to the available maintenance documents, including the most recent "D" check, a full cargo door rigging check had not been accomplished. UAL maintenance personnel indicated that no rigging of the forward or aft cargo doors was required during the following checks:

- 1 "D" check accomplished April 1984;
2. "C" checks accomplished November 11, 1987, and November 28, 1988; and,
3. "B" checks accomplished March 21, 1988 and July 27, 1988;

The records prior to the "D" check in 1984 and the "C" check accomplished in November 1987 were not required to be retained. This procedure complies with FAR 121.380.

The logbook of N4713U was reviewed and all numbered pages were in sequential order with none missing. The airplane had been released for flight by UAL, HNL Maintenance, in accordance with UAL procedures. The Los Angeles to HNL segment of flight 811, on February 23, 1989, generated four logbook discrepancy entries. All items were cleared by HNL maintenance and none were related to the cargo door. No new deferred items were generated and no current deferred items were corrected. The Maintenance Release document for flight 811 indicated that all deferred items were in accordance with the UAL Minimum Equipment List (MEL) and none referenced the forward cargo door.

UAL stores its maintenance information in an "electronic logbook," entitled Aircraft Maintenance Information System (AMIS). This system tracks on a daily and worldwide basis the flightcrew defect reports, all nonroutine maintenance defects, and maintenance corrective actions for the UAL airplane fleet. The system follows an Airline Transport Association (ATA) chapter format. According to UAL, the AMIS information is used as part of UAL's FAA approved maintenance reliability program affording the capability to assess trends at any given time.

A complete history of N4713U was reviewed for the following ATA Chapters:

Chapter-0&Miscellaneous

No significant items associated with the cargo door systems.

Chapter-21-Air Conditioning and Pressurization

An entry, dated August 19, 1988, indicated "Auto and Standby pressure controllers were erratic." UAL maintenance cleared this item as "Checked per Maintenance Manual Chapter (MM) 21-31-00."

Chapter-31-Instruments (Not related to any specific system)

No significant items associated with the cargo door systems.

Chapter-52-Doors (Cargo door section only)

During the period September 7, 1988, through November 1, 1988, a series of five discrepancies on the forward cargo door's electrical opening and closing system were noted. Ground handling personnel were required to operate the door by the manual system. On November 1, 1988, UAL maintenance corrective action for this discrepancy was signed off as, "replaced power unit [lift mechanism] per Maintenance Manual Chapter 52-34-02."

An expanded AMIS history of the N4713U forward cargo door system was prepared beginning December 1, 1988, and continuing until the date of the accident. The history tracked the airplane by each flight and station transited.

During the period December 5, 1988, through December 23, 1988, eight defect reports regarding the opening and closing of the forward cargo door were entered into the system. The reported defects involved problems with the cargo door not always operating with the normal electrical system. Appendix E contains the details of the writeups and corrective actions.

During the period December 23, 1988, through February 23, 1989, two forward cargo door discrepancies were noted on N4713U. On January 3, 1989, the discrepancy was, "Manual lock seals broken." The corrective action was signed off as, "recycled [door] per placard on door and documented. No door problems." On January 15, 1989, the discrepancy was, "cargo door seal, lower aft corner is torn and loose from retainer." The corrective action was "repaired seal." There were no further recorded discrepancies.

On February 23, 1989, a written discrepancy noted "Aft cargo door damaged aft lower corner." The corrective action listed, "Interim repair per (EVA) LM-8-433. Accomplish permanent repair within 60 flight hours."

### Chapter-53-Structures (Fuselage)

During the period March 1988, through February 24, 1989, one defect was noted for each of the forward and aft cargo doors on N4713U.

Forward Cargo Door. -- On September 6, 1988, the discrepancy was, "Approximately six inches of forward cargo door jamb damaged center of lower side sealing surface." The corrective action was, "Installed doubler and sealed area."

Aft Cargo Door. -- On April 22, 1988, the discrepancy was, "Aft cargo door rear sill latch does not spring up to lock." The corrective action was, "Replaced latch."

#### 1.6.6 Service Difficulty Report Information

A review was made of the Service Difficulty Reports (SDRs) for ATA Chapter 52 for all UAL Boeing 747 airplanes. Thirty-nine SDRs were recorded over the period January 31, 1983, through March 21, 1989. The following summarizes data concerning the forward and aft cargo doors:

- 0 6 cases of corrosion;
- 0 13 cases of cracking;
- 0 9 cases of door open (false) indications;
- 0 8 cases where cabin did not pressurize;
- 0 2 cases of cabin pressure loss; and
- 0 1 case of dent caused by ground equipment.



None of the noted SDR cases were related to or recorded for **N4713U**.

#### 1.6.7 Service Letters and Service Bulletins

Boeing issues information to its customers via Service Letters (SL's) and Service Bulletins (SB's) to inform operators of reported and anticipated difficulties with various airplane models. Twelve SL's provided guidance for maintenance or information applicable to the B-747 cargo doors. Twenty-nine SB's provided guidance for maintenance or information applicable to the B-747 cargo door.

SB-747-52-2097, "Pressure Relief Door Shroud Installation - Lower Lobe and Side Cargo Doors," was issued on June 27, 1975. Revision 1 to SB-747-52-2097 was issued November 14, 1975. In general, the SB recommended the installation of shrouds on the inboard sides of the cargo door pressure relief door openings. The purpose of the shrouds was to prevent the possibility of the pressure relief doors being rotated (blown) to the closed position during the pressurization cycle. This condition could only occur if the master latch lock handle had been left open and the flightcrew failed to note the cargo door open warning before takeoff.

UAL records for **N4713U** indicated that SB-747-52-2097 had been complied with and the shrouds had been installed on the forward and aft cargo doors. However, examination of the aft cargo door on **N4713U** revealed that the shrouds were not in place. Because the forward door has not been recovered, it could not be determined whether the shrouds were in place on the forward door. UAL could not find records to verify if they were installed, or if they had been removed from either door.

#### 1.6.8 Airworthiness Directives

There had been 141 Airworthiness Directives (ADs) issued that were applicable to the accident airplane. Two ADs were pertinent to the cargo door. AD 79-17-02-R2 ("Inspection of Fore and Aft Lower Cargo Door Sill Latch Support Fittings,") required an inspection every 1,700 flight hours. The second, AD 88-12-04 ("To Insure That Inadvertent Opening Of The Lower Cargo Door Will Not Occur In Flight,") issued on May 13, 1988, required an initial one time inspection of the cargo door latch locking mechanisms within 30 days of issuance of the AD, and certain repetitive inspections until terminating action for the AD was taken.

The circumstances of a Pan American World Airways (Pan Am), Boeing 747-122 cargo door opening in flight (see 1.17.1 for details) led to the issuance of Boeing Alert Service Bulletins (ASB) **52A2206** on April 8, 1987, and **52A2209** on August 27, 1987, entitled, "Doors - Cargo Doors Lower Lobe Forward and Aft Cargo Doors, Latch Locking System Tests, Operation and Modification." Tests and investigation revealed that latch lock sectors would, in some instances, not restrain the latch cams from being driven open manually or electrically. Movement of the latch cams without first moving the lock sectors to the stowed [unlocked] position would cause bending, gouging, and breaking of the sectors. The FAA issued AD-88-12-04 to make the provisions of SB's **52A2206** and **52A2209** mandatory.

The terminating action for AD 88-12-04 called for installing steel doublers to add strength to the lock sectors to prevent the latch cams from being able to be driven to the open position manually or electrically with the sectors in the locked position. AD 88-12-04 also required that, if the door could not be operated normally (electrically), a trained and qualified mechanic was to open and close the door manually, rather than ramp service personnel. Further, the AD required an inspection of the lock sectors for damage once a cargo door was restored to electrical operation after any malfunction had required manual operation of the door.

The amount of time allowed for completion of terminating action portion of AD 88-12-04 was either 18 months or 24 months, from the issue date of the AD, depending on Boeing 747 model series. Terminating action for the AD had not been accomplished on N4713U prior to the accident, nor was it required since, for this airplane, the deadline for compliance with the terminating action was January 1990. According to UAL, N4713U was scheduled for completion of the terminating action in April 1989, when the airplane was scheduled for other heavy maintenance.

During the Safety Board's investigation it was determined that a clerical error was made by UAL personnel, while attempting to expedite the processing of an advanced copy of a Notice of Proposed Rule Making (NPRM 87-NM-148-AD), preceding AD 88-12-04. The error involved the dropping of one line of text during the typing of the document. Because of that error, the portion of the text of the NPRM (and the final text of the AD) that was left out of UAL's maintenance procedures required an inspection of the B-747 cargo door lock sectors every time a cargo door was restored to its normal (electrical) operation after manual operation was required.

The UAL maintenance internal auditing system, including quality assurance personnel, did not detect the omission until after the accident. UAL personnel stated that, for unknown reasons, no one within the maintenance or quality assurance programs had reviewed the final AD language for comparison with the UAL maintenance procedure.

A review by Safety Board investigators of forms used by UAL to verify compliance with applicable FAA AD's issued indicated that all of the mandatory and applicable ADs were satisfied within their specified time limits. The list provided by UAL to the FAA as part of the FAA's oversight responsibilities showed compliance with AD-88-12-04, with the exception of the terminating action.

#### 1.7 Meteorological Information

The accident occurred in night visual meteorological conditions. No adverse weather was experienced, although the flight did have to deviate around thunderstorms during the descent.

#### 1.8 Aids to Navigation

There were no navigational problems.

### 1.9 Connunications

There were no radio communication difficulties between flight 811 and ATC. Members of the flightcrew did not have any difficulty in verbally communicating with each other; however, attempts to communicate with the cabin crewmembers by interphone were unsuccessful following the explosive decompression.

### 1.10 Aerodrome Information

After the explosive decompression, the airplane returned to HNL, a 14 CFR Part 139 certificated airport on the island of Oahu, Hawaii. The airport is located about 4 miles west of Honolulu, Hawaii.

HNL is a "joint use" airport that is used by the State of Hawaii, the U.S. Air Force, general aviation, commercial, air carrier, air taxi, and military aircraft. Aircraft Rescue and Fire Fighting (ARFF) services are provided by State and Hickam Air Force Base ARFF units. Prior to the emergency landing at Honolulu, flight 811 requested that all available rescue and medical equipment to be on hand when they landed. When the crash alarm was broadcast, all civilian and military fire units responded and were in position in 1-minute at pre-designated stations at runway 8 left.

The Safety Board's investigation revealed that there was no direct radio communications between the State Airport vehicles and Hickam ARFF vehicles. Because there were no direct radio communication's, the Chief of the airport's units had to drive his vehicle to the vehicle of the Chief of the Hickam units to coordinate the positioning of ARFF units prior to the landing of United 811.

The Hickam vehicles are painted olive drab camouflage. During the response, the Chief of the State ARFF vehicles observed a near collision between a State and a Hickam vehicle. He attributed this to the camouflaged Hickam vehicle not being visually conspicuous. The response took place on a moonless night and in light rain.

### 1.11 Flight Recorders

The airplane was equipped with a Sundstrand model 573 digital type Flight Data Recorder (DFDR) and a Sundstrand model AV557-B Cockpit Voice Recorder (CVR).

Examination of the data plotted from the DFDR indicated that the flight was normal from liftoff to the accident. The recorder operated normally during the period. However, the decompression event caused a data loss of approximately 2 1/2 seconds. When the data resumed being recorded, all values appeared valid with the exception of the pitch and roll parameters. Lateral acceleration showed a sharp increase immediately following the decompression. Vertical acceleration showed a sharp, rapid change just after the decompression and a slight increase as the airplane began its descent.

The CVR revealed normal communication before the decompression. At 0209:09:2 HST, a loud bang could be heard on the CVR. The loud bang was about 1.5 seconds after a "thump" was heard on the CVR for which one of the flightcrew made a comment. The electrical power to the CVR was lost for approximately 21.4 seconds following this sound. The CVR returned to normal operation at 0209:29 HST, and cockpit conversation continued to be recorded in a normal manner.

#### 1.12 Wreckage and Impact Information

An extensive air and surface search of the ocean failed to locate the portions of the airplane lost during the explosive decompression. The Safety Board continues work with the U.S. Navy for a possible attempt to locate and recover the cargo door for examination.

#### 1.13 Medical and Pathological Information

Appendix D contains a list of injuries.

#### 1.14 Fire

There was no fire in the cabin or fuselage. The fires in engines No. 3 and 4 were extinguished after the engines were shut down.

#### 1.15 Survival Aspects

The fatal injuries were the result of the explosive nature of the decompression, which swept nine of the passengers from the airplane.

At 0210, the FAA notified the U.S. Coast Guard that a United Airlines, Inc., B-747, with a possible bomb on board, had experienced an explosion and was returning to HNL. The Coast Guard Cutter, CAPE CORWIN, departed Maui at 0248 to search the area for debris and the missing passengers. Ultimately, 4 shore commands, 13 surface/air units, and approximately 1,000 persons took part in the combined search and rescue (SAR) operation. The search was terminated at 1200 on February 26, 1989, without recovery of any passenger bodies.

The flight attendants had approximately 20 minutes to prepare the cabin and the passengers for an imminent ocean ditching, and subsequently, for an emergency evacuation. During the 20 minutes they attended to injured flight attendants and passengers, attached the face masks to their emergency oxygen bottles, helped each other don life preservers, helped numerous passengers don life preservers, held up safety cards and life vests to call attention to these items for passengers to use, briefed "helper" passengers to assist in the evacuation, cleared debris away from the exit doors and aisles, closed the doors of the storage compartment above doors 2 left and 2 right, prepared the cabin for an emergency evacuation, and told the passengers to brace for impact.

Several problems were experienced by the flight attendants and the passengers following the decompression, while preparing for a possible ditching, and preparing for the emergency evacuation. These problems included attempts by flight attendants to connect face masks to their portable oxygen bottles, the lack of a sufficient number of megaphones, limited visibility from a flight attendant seat, overhead storage compartment doors opening, and donning and fastening life preservers.

Federal Aviation Regulation 14 CFR 25.1447 (c)(4) requires that "portable oxygen equipment must be immediately available for each cabin attendant." Those portable oxygen bottles on N4713U, which were readily available, were not immediately usable because the masks were not attached to the regulators. The flight attendants reported difficulties in attaching the masks to the regulators.

The aft purser ran back to the flight attendant jumpseat at door 5-left for a portable oxygen bottle. However, she found no bottle at this location (none was installed). She then ran back to the 4-left jumpseat, by which time she was "light headed." After the aft purser reached jumpseat 4-left, flight attendant No. 14, who was already sitting there, placed an oxygen mask on her face. The aft purser further stated, "considering the fact that in this case there was no other available source of oxygen, you can't imagine how horrible I felt going back there needing oxygen but finding no oxygen bottle at 5-left. It was terrifying."

A portable emergency oxygen bottle was not required to be stowed at the flight attendant seat at exit 5-right; however, one was stowed in the right coat closet behind the flight attendant seat. In addition, the left side closet and rest rooms were physically separated from the right side closet and rest rooms. This arrangement requires a flight attendant, who was seated at exit 5-left to walk around to the right side of the cabin to obtain the oxygen bottle.

Communication between the flight attendants and passengers was very difficult because of the high ambient noise level in the cabin after the decompression, even though the public address (PA) system was operational. Flight attendants were located at each of the 10 exit doors, yet there were only two megaphones required to be on the airplane; one located at door 1-left and another located at 4-left.

The flight attendants, who were responsible for each of these two doors, used the megaphones to broadcast commands to passengers in their immediate areas and to other flight attendants in preparation for the landing and subsequent evacuation. The other 13 flight attendants (including the one deadheading flight attendant) had to shout, use hand signals, and show passengers how to prepare for the evacuation by holding up passenger safety cards, so passengers could review the information and also know how to put on their life preservers.

As soon as the decompression occurred, the flight attendant in the upper deck business class section went to her jumpseat and donned her oxygen mask, life preserver, and restraint system. While she waited for

instructions, and because of intense cabin noise she had to communicate with passengers by holding up a safety card and a life preserver. Passengers sitting in the front rows, in turn, showed safety cards and life preservers to other passengers seated behind them. Eventually everyone understood that they were to read the safety card and put on their preservers. However, the 5 foot 3 1/2 inch flight attendant stated that her jumpseat was so low that she could not directly observe the passengers in the 4th (last row).

A two door overhead stowage compartment that had formerly stored a life raft was located above each exit door. These compartments contained blankets and passenger carry-on luggage. At doors 2-left and 2-right the doors of each compartment had opened downward and blocked each exit. Also the contents of the compartments fell to the floor at the exits. The doors had to be closed before the evacuation because they partially blocked the exit.

The chief purser was not able to tighten the life preserver's two straps around her waist and needed the deadheading flight attendant to tighten them for her. Several flight attendants and passengers had difficulties connecting the two straps around their waists. One flight attendant helped about 36 passengers don their preservers.

Safety Board investigators and United Airlines personnel examined several life preservers from each of the types of preservers produced by five manufacturers. The strap of one manufacturer's preserver was very difficult to tighten around the waist while another from the same manufacturer was easy to tighten. The two vests had different strap material and strap adjustment fittings. Also, the straps are very difficult, if not impossible, to tighten when they are pulled at an acute angle from the wearer's body, i. e. from about 45 to 70 degrees. Holding the hands and straps closer to the waist facilitates easier adjustment of the straps.

## 1. 16 Tests and Research

### 1. 16. 1 Forward Cargo Door Electrical Component Examinations

Several electrical components associated with the operation of the forward cargo door from N4713U were examined on the airplane and then were removed for further testing. These components included the No. 2 ground handling power bus relay, the air/ground safety relay, the No. 1 auxiliary power circuit breaker, and the outside and inside door control switches. All of these components were tested for both single faults and intermittent failures. The test results showed that all of the switches/relays were functional, although a loose wire connection was found on the outside door control switch. This loose wire connection showed evidence of overheated insulation on the two terminal lugs that attach to terminal No. 5, and there was evidence of a burn (arc point) on the top of the screw head for terminal No. 5. Terminal No. 5 is associated with power for the door "close" cycle, and not the door "open" cycle.

An electrical continuity check was performed on the cockpit cargo door warning light system components that remained with the airplane. This check confirmed the integrity of the circuit from the door area to the cockpit. The examination of the two bulbs that comprise the forward cargo door warning light revealed that one bulb was inoperative. The other bulb, which is in parallel with the inoperative bulb, was found operative. The display legend, which reads, "FWD CARGO DR," on the flight engineer's panel was illuminated for the most part, even with one bulb inoperative.

A functional check of the circuit, which allows the cockpit warning lights to be dimmed during night operations, was also performed. The check consisted of removing the card containing this circuit and installing it in another B-747. The test was satisfactory in that the dim/bright circuit functioned properly.

#### 1. 16. 2 Pressurization System

The pressure relief valves located on the left side of the fuselage in the forward cargo compartment were removed from the airplane and subjected to bench tests at the UAL maintenance facility in San Francisco, California. No significant anomalies were discovered and both valves performed within specified tolerances.

#### 1. 16. 3 Safety Board Materials Laboratory Examinations-- Cargo Door Hardware

The following forward cargo door closing and latching components were returned to the Safety Board's Materials Laboratory for analysis.

- Eight latch pins with pin housings from the lower sill of the door body cutout;
- Two pull-in hook pins, one from the lower end of the forward side of the door body cutout forward frame, and one from the lower end of the aft side of the body cutout aft frame, with housings;
- Two mid-span pins, one from the forward side of the door body cutout forward frame, and one from the aft side of the door body cutout aft frame.

All components were initially examined while installed on the airplane. All eight forward cargo door latch pins, with housings, were removed for further laboratory examination. Also, for comparison, one of the latch pins, with housing, from the aft cargo door was also removed. For orientation purposes, the eight lower latch pin assemblies are referred to by number, with the No. 1 latch pin being the most forward on the lower door sill, and the No. 8 pin being the most aft. When referencing a circumferential location on the latch pins or mid-span pins, a clock position was used. The clock code was oriented looking forward with 12 o'clock being straight up and 9 o'clock being directly inboard.

Based on the orientation of the latching mechanisms, the fully unlatched latching cams would first contact the latch pins from about the 1:15 o'clock position to the 7:15 position as the door was closed. As the cams are being latched around the pins, they would rotate approximately 80°, making contact with the pins from about the 4:15 position to the 10:15 position (See Figure 6).

Detailed examination of the exposed surface of the pins (the portion of the pins extending from the housings) revealed various types of wear and damage.

In general, all of the forward door cargo latch pins had smooth wear over the entire portion of the pin area contacted by the cams during normal closing and opening of the door. The pins also had distinct roughened (smeared) areas between the 6:15 and the 7:30 positions (See Figure 7). The roughened areas had evidence of "heat tinting" and transfer of cam material to the surface of the pins. On pins 1 and 8 the roughened areas extended past the pin bottom to the 5:00 position. The 7:30 position approximately corresponds to the area on the pin where the lower surface of the cam would be relative to the pin when the latch cams are in the unlatched or nearly unlatched position.

The forward pull-in hook pin was not significantly bent, but the structure to which it was attached was deformed outward, so the hook pin was deflected significantly outward. Three of the four bolts holding the aft pull-in hook pin had sheared, so the hook pin was also deflected outward. Both hook pin ends were damaged, but neither pin was significantly deformed along its length. There was significant heat tinting on the damaged area of the forward hook pin. Boeing engineering calculations determined that the pull-in hook pins would fail at a 3.5 psi differential cabin pressure with the latch cams unlatched.

The forward mid-span latch pin was relatively undamaged. The aft mid-span latch pin had definite areas of damage. Both pins had wear areas where the cams would contact the pins during latching.

#### 1.16.4 General Inspection of Other UAL Airplanes

During the on-scene phase of the investigation, the Safety Board investigators examined six other B-747 airplanes while they were on the ground at HNL (four UAL airplanes and two operated by other carriers) to observe routine cargo door operations and to assess the condition of latching components. Generally, the door operations were normal. During the examination of latch pins on these airplanes, it was noted that most had a smooth wear ridge at the 9:00 position (looking forward) or were undamaged. All wear areas on the pins were smooth.



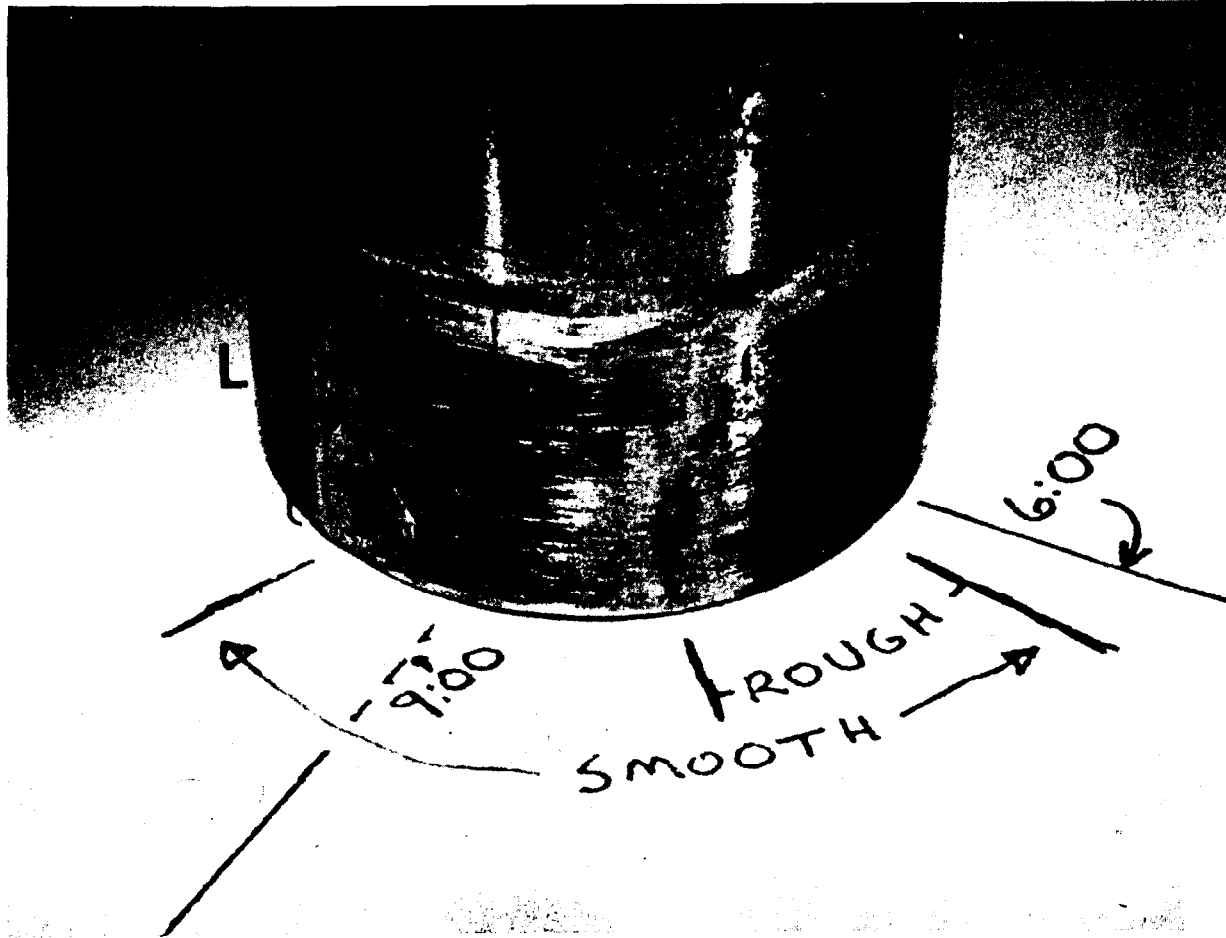


Figure 6. --Latch pin number 6. Note the rough and smooth areas and the steps indicating **the** contact area with the latch cam.



Figure 7.--Lower latch pin and housing assemblies Nos. 1 and 2 looking up and slightly outboard.

During electrical operation of the aft cargo door on one of the other UAL B-747 airplanes (N4718U), the pull-in hooks did not pull the door fully closed and the latch cams completed the closure. During operation of the latch cams, the bottom of the door moved, first circumferentially downward and then inboard. This additional movement was approximately 1/4 inch. A definite "thunking" noise was discernible as the door moved to its closed position at the end of cam rotation. On one occasion, the door would not open under electrical power. The door was "kicked" by a UAL mechanic, power was reapplied, and the door opened properly. Examination of the door by UAL mechanics, disclosed that the riveted plate holding the aft pull-in hook switch striker was loose.

All eight lower latch pins for the forward cargo door on N4718U exhibited a smooth ridge near the 9:00 position. Pins No. 1 and 2 also showed a smooth ridge at the 6:30 position with a smooth wear area between the 6:30 and 9:00 position. The forward and aft midspan cams of both forward and aft cargo doors had a heavy gouge mark corresponding to the end of the midspan latch pin.

N4718U was subsequently removed from service for repair of the aft cargo door latching mechanisms.

#### 1.17 Additional Information

##### 1.17.1 Previous Cargo Door Incident

On March 10, 1987, a Pan American Airways B-747-122, N740PA, operating as flight 125 from London to New York, experienced an incident involving the forward cargo door. According to Pan Am and Boeing officials who investigated this incident, the flight crew experienced pressurization problems as the airplane was climbing through about 20,000 feet. The crew began a descent and the pressurization problem ceased about 15,000 feet. The crew began to climb again, but about 20,000 feet, the cabin altitude began to rise rapidly again. The flight returned to London.

When the airplane was examined on the ground, the forward cargo door was found open about 1 1/2 inches along the bottom with the latch cams unlatched and the master latch lock handle closed. The cockpit cargo door warning light was off.

According to the persons who examined the airplane, the cargo door had been closed manually and the manual master latch lock handle was stowed, in turn closing the pressure relief doors and extinguishing the cockpit cargo door warning light. Subsequent investigation on N740PA revealed that the latch lock sectors had been damaged and would not restrain the latch cams from being driven open electrically or manually. It was concluded by Boeing and Pan Am that the ground service person who closed the cargo door apparently had back-driven (opened) the latches manually after the door had been closed and locked. The damage to the sectors, and the absence of other mechanical or electrical failures supported this conclusion.

Further testing of the door components from N740PA and attempts to recreate the events that led to the door opening in flight revealed that the lock sectors, even in their damaged condition, prevented the master latch lock handle from being stowed, until the latch cams had been rotated to within 20 turns (using the manual 1/2 inch socket drive) of being fully closed. A full cycle, from closed to open, is about 95 turns with the manual drive system.

#### 1. 17. 2 FAA Surveillance of UAL Maintenance

The Denver, Colorado, FAA Flight Standards District Office (FSDO) holds the operating certificate for United Airlines, Inc. The FAA FSDO in San Francisco, California, has the primary surveillance and oversight responsibility for UAL maintenance.

The FAA's PMI has the responsibility to oversee an airline's compliance with Federal Regulations with respect to maintenance, preventive maintenance, and alteration programs. The PMI determines the need for, and then establishes work programs for, surveillance and inspection of the airline to assure adherence to the applicable regulations. A portion of the PMI's position description reads as follows:

Provides guidance to the assigned air carrier in the development of required maintenance manuals and recordkeeping systems. Reviews and determines adequacy of manuals associated with the air carrier's maintenance programs and revisions thereto. Assures that manuals and revisions comply with regulatory requirements, prescribe safe practices, and furnish clear and specific instructions governing maintenance programs. Approves operations specifications and amendments thereto.

Determines if overhaul and inspection time limitations warrant revision.

Determines if the air carrier's training program meets the requirements of the FARs, is compatible with the maintenance program, is properly organized and effectively conducted, and results in trained and competent personnel.

Directs the inspection and surveillance of the air carrier's continuous airworthiness maintenance program. Monitors all phases of the air carrier's maintenance operation, including the following: maintenance, engineering, quality control, production control, training, and reliability programs.

At the Safety Board's public hearing on this accident, the PMI for United Airlines at the time of the flight 811 accident stated that he was trained as an FAA air carrier inspector and had been assigned to United Airlines since November 25, 1985. In addition to attending the normal FAA indoctrination course, he had received training in accident investigation, compliance enforcement, nondestructive testing; enforcement, and composite

materials. To qualify for the position of PMI, he had completed a 5-week management training course at Lawton, Oklahoma. This was supplemented by a 2-week course on management training systems.

According to the PMI, FAA surveillance of UAL B-747 maintenance activities was organized around the daily work schedule of the FAA air safety inspector, specifically assigned to the UAL B-747 fleet by the PMI. The schedule for surveillance is normally prepared a year in advance by the FAA computerized Work Planning Management System (WPMS). Each FAA inspector is assigned specific responsibilities in the surveillance and monitoring of the airplane fleet to which he is assigned.

The PMI stated that assigned inspectors conducted surveillance of the UAL airplanes while they were in light or heavy maintenance and when they were released to service or in the process of preparing for a flight. Post-flight surveillance was also performed. He said, as a routine, the inspectors visually inspected the airplanes and reviewed the airplane log records either during en route checks, while in flight, or upon termination of various flights. He said that inspectors conduct spot ramp inspections; however, they do not routinely observe ramp service operations as part of the surveillance program.

He said that FAA inspectors are not required to inspect the airplanes, but merely are to observe -ramp-service- activities. Deficiencies or malfunctions were to be noted. The assigned inspector or the PMI would then report these observations to the UAL quality assurance liaison person or directly to UAL management.

The PMI stated that the FAA had conducted five special surveillance inspections of UAL in the previous 3 years and 5 months. The last special inspection, an MEL Survey Inspection, was completed in 1988. That inspection primarily addressed how many deferred maintenance items were being carried or deferred on each aircraft during a specified time period.

The PMI stated that his office does not approve the method by which the carrier complies with an AD, unless specified in the AD. However, a scheduled surveillance method was in place to review the carrier's AD compliance process and the ADs applicable to certain fleets. Each assigned inspector had a schedule for performing this oversight in his work program. The PMI or his staff review a monthly report from the carrier listing ADs applicable to a particular fleet and their compliance. The FAA's surveillance of the carrier's AD compliance process involved a review of this list not actual shop visits to verify compliance.

The inspector assigned to the UAL B-747 fleet stated that approximately 30 percent of his time was spent on actual ramp maintenance surveillance. Other activities included: en route inspections, station inspections, meetings, classes and administrative paper work. Spot ramp inspections were scheduled as a normal routine, as well as by mandate in a particular AD.

The PMI stated that foreign contract maintenance bases were inspected once a year at a minimum. The PMI had the prerogative to use geographical surveillance inspectors (inspectors from other FAA offices), or inspectors from his office more familiar with UAL maintenance procedures to conduct inspections or investigations.

The PMI and the B-747 maintenance inspector assigned to UAL testified that, prior to this accident, they were not aware of any problems involving the operation of B-747 cargo doors, including the problems reported with N4713U during December 1988. The PMI testified that, he could always use more inspectors to "conduct more in-depth surveillance and monitor UAL's fleet more adequately."

The extensive documentation of maintenance performed on UAL B-747 airplanes was forwarded to the PMI's official library by US mail. The data were ultimately channeled to the B-747 maintenance inspector. The PMI and maintenance inspector testified that the voluminous paperwork and work schedules precluded their monitoring the information to determine trends on problem areas.

### 1. 17. 3 Corrective Actions

On March 31, 1989, the FAA issued telegraphic (AD) ADT 89-05-54. This AD superseded AD 88-12-04 and required certain procedures to be accomplished when operating the cargo doors. These included: confidence checks of the door mechanical and electrical systems, inspections of the door locking mechanisms, and repairs if necessary. The AD also accelerated the schedule for terminating action to place steel doublers on the latch lock sectors, and it reinstated the procedures for using the eight view ports to verify the position of the latch cams, after the door is latched and locked.

The FAA, in conjunction with the Air Transport Association, the manufacturers, and other interested parties are collectively working to address the human factor issues in the readability and understandability of ADs and SBs by line maintenance personnel. They are also reviewing the entire range of design, maintenance, and operation of outward opening doors to develop advisory information for pertinent parties.

FAA representatives stated at the Safety Board's public hearing that the FAA is increasing their operations and airworthiness inspector staffing by approximately 1,000 new hires in the next 3 fiscal years.

The PMI for UAL at the time of the accident stated at the Safety Board's public hearing that, as a result of the accident, "we have intensified our surveillance on the cargo door activities to the point where the assigned inspectors and inspectors who are not assigned to that particular fleet, 747s, are doing night surveillance, early morning surveillance, and we have intensified our surveillance on the cargo door in watching the operation of the cargo door to comply with the Airworthiness Directive."

On August 23, 1989, the Safety Board issued three safety recommendations (A-89-92 through -94) to the FAA. The recommendations urged the FAA to:

*Issue an Airworthiness Directive (AD) to require that the manual drive units and electrical actuators for Boeing 747 cargo doors have torque limiting devices to ensure that the lock sectors, modified per AD-88-12-04, cannot be overridden during mechanical or electrical operation of the latch cams.*

*Issue an Airworthiness Directive (AD) for non-plug cargo doors on all transport category airplanes requiring the installation of positive indicators to ground personnel and flightcrews confirming the actual position of both the latch cams and locks, independently.*

*Require that fail-safe design considerations for non-plug cargo doors on present and future transport category airplanes account for conceivable human errors in addition to electrical and mechanical malfunctions.*

Section 4.0 contains the FAA's response to the recommendations and the status of the followup actions.

On October 12, 1989, the FAA issued NPRM 89-NM-148-AD, which proposed the amendment of ADT-89-05-54. The proposed revisions would require modification of the warning systems for the forward and aft cargo door, and the main deck cargo door, if installed. The modifications would provide visual warnings to flightcrew and ground crew when the doors are not fully closed, the latch cams are not rotated to the closed position, or the lock sectors are not in the locked position. Further, the source for the warning signal would monitor the position of the latch cams. Public comments for the NPRM were due by December 27, 1989.

Boeing has completed tests that have verified the integrity of the upgraded latch lock sectors to prove that the latch cams cannot be back-driven through the lock sectors mechanically or electrically. Boeing also has been conducting tests on the B-747 cargo door to evaluate the effects of unrepaired damage and abuse on the latch/lock system. The tests, which are scheduled for completion in April 1990, will help to develop further the allowable damage limits on the latch lock system and mechanism support structures. Additionally, Boeing is conducting tests to evaluate any unlatching tendencies under cabin pressure loads. These tests, scheduled for completion in August 1990, will include the measurement of loads in the latch system as the latch cams are rotated incrementally from the fully latched position to the unlatched position under pressurization loads.

#### 1.17.4 Boeing 747 Cargo Door Certification

Title 14 CFR 25.783, Amendment 25-15, effective October 24, 1967, was the original certification basis for Boeing 747 cargo doors. Specifically, Part 25.783 (e) and (f) applied to doors for which the initial

opening movement is outward (non-plug type doors). Those rules specified that:

(e) There must be a provision for direct visual inspection of the locking mechanism by crewmembers to determine whether external doors, for which the initial opening movement is outward (including passenger, crew, service, and cargo doors), are fully locked. In addition, there must be a visual means to signal to appropriate crewmembers when normally used external doors are closed and fully locked.

(f) Cargo and service doors not suitable for use as an exit in an emergency need only meet paragraph (e) of this section and be safeguarded against opening in flight as a result of mechanical failure.

Amendment 25-23, effective May 8, 1970, added the following text to paragraph (f): "...or failure of a single structural element." Amendment 25-23 did not apply to the initial certification basis for the B-747.

Amendment 25-54, effective October 14, 1980, expanded Part 25.783 (e), (f), and (g) to read:

(e) There must be a provision for direct visual inspection of the locking mechanism to determine if external doors, for which the initial opening movement is not inward (including passenger, crew, service and cargo doors), are fully closed and locked. The provision must be discernible under operational lighting conditions by appropriate crewmembers using a flashlight or equivalent lighting source. In addition, there must be a visual warning means to signal the appropriate flight crewmembers if any external door is not fully closed and locked. The means must be designed such that any failure or combination of failures that would result in an erroneous closed and locked indication is improbable for doors for which the initial opening movement is not inward.

(f) External doors must have provisions to prevent the initiation of pressurization of the airplane to an unsafe level if the door is not fully closed and locked. In addition, it must be shown by safety analysis that inadvertent opening is extremely improbable.

(g) Cargo and service doors not suitable for use as an exit in an emergency need only meet paragraph (e) of this section and be safeguarded against opening in flight as a result of mechanical failure or failure of a single structural element.

At the Safety Board's public hearing, the FAA' and the Boeing representatives acknowledged that during certification of the Boeing 747 the loss of a lower lobe cargo door was not considered to be an "acceptable



event." Therefore, redundant mechanical devices and operational procedures were incorporated to protect-against loss of the door in flight. Initial FAA certification approval of the Boeing cargo door design and operation included the install-ation and use of eight view ports on the door for ground personnel to observe the alignment of paint stripes on the latch cams with arrows on the latch pin support fitting, thereby, complying with the requirements of 14 CFR 25.783(e), which require a ". . . provision for direct visual inspection of the door locking mechanism . . .," to determine if the door is closed and locked.

In correspondence dated November 24, 1969, and May 15, 1970, Boeing requested that the FAA approve the use of a visual inspection of the pressure relief doors of the cargo doors as an alternate method for determining the locked condition of the door. This design also provided a visual indication to the flightcrew via the cargo door warning light on the flight engineer's warning light annunciator panel. Boeing's request stated that this means of compliance ". . . provides a simpler check whereby only the pressure relief doors need to be checked . . ." by the ground crew, in lieu of actually observing the latch cams and alignment stripes through the eight view ports. Boeing also provided a Failure Analysis to support its request. The conclusion of the Failure Analysis reads: "Any failure, mechanical or electrical, within the latching system which results in open latches will always be indicated by open pressure relief doors." The FAA approved their alternate method on June 8, 1970. Subsequently, the procedures for maintaining the view ports and the alignment stripes in a serviceable condition, which had been included in the UAL MM were removed. Also, the provision for observing the alignment stripes as part of the door closing procedure were not required for B-747 airline operators.

At the Safety Board's public hearing, a Boeing witness, in answer to a question relative to Boeing's possible consideration of modifications or design changes to the B-747 cargo door indication system to install a position switch directly on the latch cams, stated, "We are looking into the best possible designs that would provide indication on the cams and door closed, both exterior to the aircraft and in the flight deck. We are going to look into that. . . . However, we want to achieve the required indication in the most reliable method and we have not yet determined what that will be, or any changes (that) are necessary, or would make it more reliable than the way the system operates currently."

#### 1.17.5 Advisory Circular AC 25.783-1

Advisory Circular (AC) 25.783-1 was issued December 10, 1986, on the subject, "Fuselage Doors, Hatches, and Exits." AC 25.783-1 set forth the acceptable means of compliance with the provisions of Part 25 of the FAR's dealing with the certification of fuselage doors. Specifically, it provides for an acceptable method for showing compliance with the provisions of Part 25.783, Amendment 25-54.

Neither the provisions of Part 25.783, Amendment 25-54, nor the guidelines of AC 25.783-1 were part of the certification basis of the Boeing 747.

## 2. ANALYSIS

### 2.1 General

The flightcrew and flight attendants were trained and qualified in accordance with the applicable Federal regulations and UAL standards and requirements. There were no air traffic control or weather factors related to the cause of this accident.

The airplane had been properly maintained, with the exception of certain requirements pertaining to the cargo doors. Those discrepancies will be discussed in detail in this analysis.

The evidence examined by the Safety Board during its investigation revealed **conclusively** that this accident was precipitated by the sudden loss of the forward lower lobe cargo door, which led to an explosive decompression. There was no evidence of preexisting metal fatigue or corrosion in the structure surrounding the cargo door. All breaks were the result of overload at the time of the loss of the door. There was no evidence of a bomb or similar device that caused an explosion on the airplane.

The explosive decompression of the cabin when the cargo door separated caused the nine fatalities. The floor structure and seats where the nine fatally injured passengers had been seated were subjected to the destructive forces of the decompression and the passengers were lost through the hole in the fuselage. Their remains were not recovered. Most of the injuries sustained by the survivors were caused by the events associated with the decompression, such as baro-trauma to ears, and cuts and abrasions from the flying debris in the cabin. Other injuries were incurred during the emergency evacuation.

The loss of power to the Nos. 3 and 4 engines was caused by foreign object damage when debris was ejected from the cargo compartment and cabin during the explosive decompression. The debris also caused damage to the right wing leading edge flap pneumatic **ducting**, and other areas along the right side and empennage of the airplane.

During the approach to HNL, all of the leading edge flaps had extended, except the outboard sections 22 through 26 on the right wing. The reason that they failed to extend probably was the damage to the pneumatic duct caused by the ejected debris. The pneumatic pressure probably was too low to actuate the most outboard flaps to the extended position.

The failure of the flightcrew and passenger oxygen systems was caused by structural deformation and damage to the supply lines in the area adjacent to the cargo door and failed fuselage structure.

The Safety Board's analysis of this accident concentrated on the **reasons** for the loss of the cargo door and the events that led to its loss in flight. The analysis included an evaluation of the design, certification, **and** approval processes for the B-747 cargo doors, and the operational,

maintenance, and inspection processes for the doors. Also, the analysis included an evaluation of the historical events that had occurred over the past months and years that eventually led to this accident.

## 2.2 Loss of the Cargo Door

The calculated pressure differential at the time of the loss was about 6.5 psi, which would have exerted a load on a properly closed and locked door that was substantial, but well within design limits.

There was no evidence of a structural problem with the cargo door that could have caused it to fail from metal fatigue or corrosion. The evidence showed that the door was intact when it opened. That is, deformation to the latch pins and pull-in hooks and the damage to the cabin floor structure near the upper door hinge area, as well as the damage to the structure surrounding the door, showed that it came off intact, and did not break into two or more pieces. The damage to the cabin floor beam structure, adjacent to the cargo door hinge area, showed that decompression loads in the cabin broke the beams downward when pressure was released from the cargo compartment. The fuselage skin above the door was torn away during the decompression as the door separated violently from the airplane.

There are no reasonable means by which the door locking and latching mechanisms could open mechanically in flight from a properly closed and locked position. If the lock sectors were in proper condition, and were properly situated over the closed latch cams, the lock sectors had sufficient strength to prevent the cams from vibrating to the open position during ground operation and flight. However, there are two possible means by which the cargo door could open while in flight. Either, the latching mechanisms were forced open electrically through the lock sectors after the door was secured, or the door was not properly latched and locked before departure. Then the door opened when the pressurization loads reached a point that the latches could not hold.

## 2.3 Partially Closed Door

Examination of the eight latch pins that had been removed from the lower sill of the forward cargo door revealed smooth wear patterns where the latch cams had normally rotated around the pins. These wear patterns indicate that interference had existed during normal operation between the cams and the pins over an extended period of time. All eight pins also had roughened areas from approximately the 6:15 position to the 7:30 position (clock references are as looking forward, 9:00 being directly inboard). The 7:30 position corresponds closely to the area where the lower surface of the cam first contacts the pin as the door reaches the nearly closed position, before the cams are rotated to the latched position.

The hoop stresses generated by pressurization of the airplane create a bearing load against the cam/pin contacting points. Even if the cams are in the unlatched position, and the airplane is pressurized, this bearing load could act as a frictional latch between the cams and the pins and would tend to keep the door in the closed position.

Transferred cam material and heat tinting of the pin surface was found to extend from the point where the cam-to-pin interface at the near fully open position of the latch cams (7:30 position) to a position corresponding to the bottom of the pin (6:15 position). This evidence was found on the roughened areas on all of the pins. The heat tinting and metal transfer are indicative of the high stress and rapid movement of the cam across the pin when the door separation occurred. Therefore, the location of this evidence indicates the probable location of the cams just before, and at the time of, separation of the door. The Safety Board concludes that these markings and their location on the pins resulted from a very fast, high bearing stress, separation of the cams across the pins, when the cams were in or very close to the unlatched position.

The pull-in hooks and pull-in hook pins would also counteract the pressurization loads in the outward direction, providing that the latch cams were not engaged on the latch pins and carrying the pressurization loads. However, Boeing studies showed that the pull-in hooks would fail at a pressure differential of about 3.5 psi, assuming that the cams are in the unlatched position and that there is no bearing load on the pins. Therefore, based on the probable pressure differential of about 6.5 psi just before the door separated, it is concluded that forces other than the pull-in hooks/pins were holding the door closed. Since the flightcrew and passengers reported no pressurization difficulties until the explosive decompression, it is reasonable to conclude that the door was being held closed by the bearing stresses of the cam-to-pin interfaces; not by the pull-in hooks alone.

The Safety Board believes that the approximate 1.5 to 2.0 seconds between the first sound (a thump) and the second very loud noise recorded on the CVR at the time of the door separation was probably the time difference between the initial failure of the latches at the bottom of the door, and the subsequent separation of the door, explosive decompression, and destruction of the cabin floor and fuselage structure. The door did not fail and separate instantaneously; rather, it first opened at the bottom and then flew open violently. As the door separated, it tore away the hinge and surrounding structure as the pressure in the cabin forced the floor beams downward in the area of the door to equalize with the loss of pressure in the cargo compartment.

There are three possible theories to explain why the latch cams could have been in a partially latched condition during flight. It is possible that the cams could have been manually back-driven (about 95 turns) after the door had been secured. This condition is considered unlikely since the UAL ramp personnel involved with dispatching the flight stated that the door was operated electrically. There is also the possibility that the cams could have been electrically back-driven after the door was secured. Lastly, it is possible that the cams were in the open, or nearly open, position after the door was "closed," and they remained in that condition until the door separated. This hypothesis presumes that the lock sectors had been previously damaged, so that they would not be restricted from movement by the unlatched cams. The door would then appear to be locked and the airplane would depressurize.

#### 2.4 Electrical Opening of the Door on the Ground or in Flight

It was determined in 1987, after the Pan Am incident, that the locking sectors for B-747's, including those installed on **N4713U**, could be overcome by the force of the latch cam actuator, electrically or mechanically. If the latch cam actuator had been energized for some reason with the originally designed unstrengthened sector plates, the latch actuator motor was capable of driving the latch cams open through properly positioned lock sectors, whether they were damaged or undamaged. Therefore, the locking sectors installed as original equipment for **B-747's**, and those installed on **N4713U**, would not perform the locking function as intended by the design. They would not "lock" the latches in place as implied by the name "lock sectors." However, for an electrical malfunction to have caused the latch cams to open, after the door was secured on flight 811, several conditions would have to have occurred that are considered "highly improbable" in any case, and very unlikely in the case of flight 811.

The investigation has shown that there are several separate conditions that must be met before the latch actuator will inadvertently electrically drive the latch cams to the unlatched position on the B-747 after the door has been properly closed and locked. First, the ground handling power bus must be energized by having external power connected, or the APU must be operating and the APU generator field switch in the cockpit must be set to power the bus via the No. 2 ground handling power relay. Second, the air/ground relay must be in the "airplane on the ground" position. Third, there must be a signal (switch actuation by someone, or a short) to the door open position in one of the two door open/close switches. Fourth, the master latch lock switch, which cuts off power to the door actuators when the handle is stowed, must sense "open," or it must malfunction and not sense the handle closed. Therefore, it would take several independent conditions and some failures to provide for electrical power to be available to drive the door open electrically once it is closed and locked. The Safety Board found that three of these conditions did not exist after **N4713U** was in flight; however, two of those three conditions did exist during taxi and takeoff roll. Whether the fourth condition existed could not be determined conclusively, because the master latch lock switch was lost with the cargo door.

While the airplane was on the ground after engine startup, and with the cargo door master latch lock handle stowed and the APU running, an "open" signal to the door latch actuator would have occurred has the following conditions been met: (1) an energized ground handling bus resulting from the flightcrew re-energizing the APU generator field; (2) a malfunction of the master latch lock switch; (3) a malfunction of either of the door open/close switches; or (4) the placement of the switch in the "open" position by a person. There was no evidence that any of these events occurred. In addition, had an electrical short occurred in the door open switch or had the switch inadvertently been activated, these events would have had to persist for the precise time necessary to rotate the cams to the open position: a shorter time would not have opened the cams fully, and a longer time would have caused the pull-in hooks to rotate open. Open hooks would have prevented the airplane from pressurizing after takeoff. The Safety Board

believes that the occurrence of either event for such a precise time is highly improbable.

The Safety Board was able to examine two of the electrical relays and the door open/close switches from N4713U that would have to have failed to allow electrical operation of the cargo door in flight, with the APU running. These were the No. 2 ground handling power relay, the air/ground relay, and the internal and external door open/close switches. The examination of the relays and switches revealed no evidence of a single fault or conditions that might have caused an intermittent\* failure mode. The arcing noted on the No. 5 terminal of the outside door control switch was on the door "close" circuit and could not have been related to a short to the open mode. Further, because the flightcrew did not note a cargo door warning light, and the fact that the airplane was able to be pressurized, confirms that the master latch lock handle was in the closed position before takeoff. This position would actuate the master latch lock switch to disconnect power to the door opening actuators. However, since the door has not been recovered, the master latch lock switch could not be examined.

After takeoff, the air/ground relay, the No. 2 ground handling bus relay, the master latch lock handle switch, and one of the cargo door open/close switches would have to have malfunctioned. As discussed previously, the two relays and the door open/close switches were found functional. Although the flightcrew could conceivably energize the ground handling bus from the APU by actuating the APU generator "field" switch, there was no evidence that they did so. Even if they did, the air/ground relay, one of the cargo door open/close switches, and the master latch lock handle would have to have malfunctioned. There is no evidence that this occurred.

According to the flightcrew testimony and the pilots' comments recorded on the CVR during the flight, the APU was shutdown shortly after takeoff and remained in that condition. Engine generators can not power the ground handling bus from which the cargo door actuating mechanisms are powered. Once the APU was shutdown, there was no power available to any of the cargo door electrical components. Therefore, an actuation of the latch cam actuator at the time of the door loss was not possible.

The Safety Board believes that there is another reason why the opening of the door could not have been caused by electrical actuation shortly before the explosive decompression. Because the door carries the structural loads (hoop stresses) through its hinge and latches, the latch cams would be heavily loaded against the latch pins when the airplane was pressurized to the 6.5 psi differential pressure that was calculated to have been present at the time of the decompression. In that case, the torque-limiter within the actuator would probably slip well before the actuator could achieve the torque necessary to drive the cams open against the frictional lock produced by the high bearing stresses resulting from pressurization.

In conclusion, the Safety Board believes that the cause of the loss of the door was not from an electrical actuation. However, because the door has not been recovered, it is not possible to rule out totally an unknown electrical malfunction that led to the movement of the latch cams during taxi or takeoff roll, and that friction loads were sufficient to prevent opening, until they were overcome by cabin pressurization loads. While the Safety Board does not believe that an electrical malfunction caused the door to become unlatched on flight 811, numerous electrical malfunctions that occurred during the ground handling of the forward cargo door in the months before the accident may have contributed to the events that led to the loss of the door. Those aspects will be discussed later.

## 2.5 Incomplete Latching of the Door During Closure

Another reason for an incomplete latching of the door during closure would be that the latch actuator was not able to rotate the cams to the closed position because of excessive binding forces between the latch cams and pins. This could occur if the cargo door was misaligned (out of rig) or if the pull-in hooks were not pulling the door in far enough to properly engage the cams around the pins. There is sufficient evidence of wear on the pins and from the previous discrepancies with the door to indicate that the door was misaligned and not properly rigged.

The smooth wear areas found on the pins from N4713U are signs of heavy contact (interference) between the cams and pins during numerous past closing and opening of the door. This wear, other evidence from the door, and the maintenance history of the door, suggest strongly that the door was out of rig during the weeks and months before the accident.

The wear pattern damage to the pull-in hook pins also showed interference during the normal ground operations prior to the accident. This is further evidence of an out-of-rig door.

It is also possible that the excessive binding force acting over a period of time may have precipitated a failure of the latch actuator. Regardless of the reason(s), the conditions of the latch pins and pull-in hook pins showed prolonged out-of-rig operation.

Most of the previous discrepancies with the forward cargo door on N4713U during December 1988 involved problems with closing the door electrically. These problems always occurred when the airplane was fully or nearly fully loaded, just before departure. The trouble-shooting and corrective actions by UAL maintenance, which on some occasions only involved cycling the door and finding it functional, were performed when the airplane was not fully loaded, during overnight maintenance inspections. It is possible that the flexing of the fuselage with a full load of fuel, cargo, and passengers caused distortion of the door frame and resulted in misalignment between the cams and pins. In this case, the pull-in hooks may not have pulled the door fully in before the cam actuator attempted to latch the door. The wear evidence on the latch pins from N4713U demonstrate that this event had been occurring before the accident.

Safety Board investigators also witnessed this event during inspection and operation of the aft door on another UAL B-747, N4718U, in HNL. It was noted that the door on N4718U was not being pulled in fully by the pull-in hooks, so the latch cams completed the closing cycle with significant interference and "thunking" sounds. In fact, the out-of-rig door on N4718U failed to operate electrically at one point during its examination.

The ramp service personnel assigned to close the UAL B-747 cargo doors on flight 811 before departure would assume that the door closing action was completed when they observed the door move to the flush position, and when they heard the actuator stop running. Therefore, it is possible that the out-of-rig door on N4713U appeared to close and latch properly and the ramp agent then closed the master latch lock handle.

By design, any attempt to close the master latch lock handle and move undamaged lock sectors into place would not be successful unless the cams were fully rotated to the latched position. This condition was substantiated by Boeing tests. Even with severely damaged lock sectors, as found on the Pan Am B-747, if the cams were more than 20 turns from the fully closed position on the Pan Am airplane, the master latch lock handle could not be stowed.

Extensive damage to the sectors could occur in many ways and still permit movement of the master latch lock handle. For example, a person attempting to open the door manually could forget to unlock the master latch lock handle and begin to turn the cam actuator to the open position. The mechanical advantage of the socket wrench could then drive the cams open, even with the lock sectors in the locked position. This action would induce bending and gouging of the lock sectors or even break them off. Such damage could have occurred had the door been open with an air-driven screw driver (available at certain UAL bases) while the master latch lock handle was stowed.

Similarly, if the master latch lock switch had failed, and ground personnel had actuated the door open switch with the master latch lock handle stowed, the cam electrical actuator could have driven the cams toward the open position, bending and gouging the lock sectors.

The circumstances of the 1987 Pan Am incident and testing conducted after that incident demonstrated that all of the above methods could have induced damage to the lock sectors. Despite the absence of the actual hardware from N4713U, the Safety Board believes that the existing evidence strongly indicates that (1) the lock sectors on the forward cargo door had preexisting damage, and (2) the door out-of-rig sufficiently to allow the door to latch improperly yet be closed and indicate to ground personnel and the flightcrew that the door was properly latched and locked before takeoff.

It is probable that the lock sectors on the forward cargo door of the accident aircraft had been damaged previously when the latch cams were moved without first unlocking the sectors. The lock sectors were thus damaged (bent or broken) so that subsequently they would not restrict the



movement of the master latch lock handle to the stowed position, even when the latch cams were not fully latched. Under such conditions, the pressure relief doors would be closed and the cockpit warning light would be extinguished:

Figure 8 shows the cams in the fully latched and fully unlatched positions, respectively, and the probable position and damaged condition of the cams at the time of the door separation.

UAL had not incorporated the required inspection of the door closing and locking mechanisms following manual operation of the door and subsequent restoration to electrical operation (AD-88-12-04). Thus, any damage to the lock sectors caused during an improperly sequenced manual opening operation would have gone undetected. It is certainly possible that damage was induced to the lock sectors on N4713U during the months before the accident, when the airplane encountered repeated electrical malfunctions and manual operation of the forward cargo door. Further, the routine scheduled inspections performed on N4713U during the past 15 months did not include work items for an inspection of the lock sectors. The "A" and "B" checks did not require an inspection of the lock sectors. Therefore, the last time that the lock sectors for the forward cargo door of N4713U would have been inspected was during November 1988, at the scheduled "C" check. Further, no records of a rigging check of the door could be established back to the last "D" check in April 1984.

Consequently, the Safety Board concludes that the lock sectors on the forward cargo door of N4713U had been damaged during repeated manual operations, and the damage allowed the master latch lock handle to be stowed by the ramp service agent. This condition would provide a door closed/locked indication to the ramp agents and maintenance personnel, and to the flightcrew of flight 811, while the cams were in the unlatched, or nearly unlatched position. However, because the door has not been recovered and examined, the possibility of some unknown event cannot be ruled out.

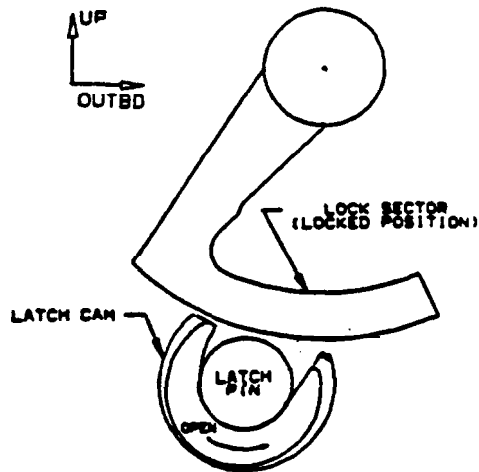
The Safety Board also considered the possibility that the master latch lock handle had not been closed before the airplane departed the gate, and the possibility that the shrouds recommended by SB-747-52-2097 for the cargo door pressure relief doors were not installed on the forward door. If this were the case, it is possible that this condition allowed the pressure relief doors to be rotated closed when the airplane pressurized.

The Safety Board believes that these events were very unlikely based on the statements of the ramp personnel, line maintenance personnel, and the flightcrew. The ramp and maintenance personnel would have to have missed seeing the master latch lock handle in the unstowed position and the pressure relief doors open before departure. And, the flightcrew would have to have missed seeing the cockpit cargo door warning light indication.

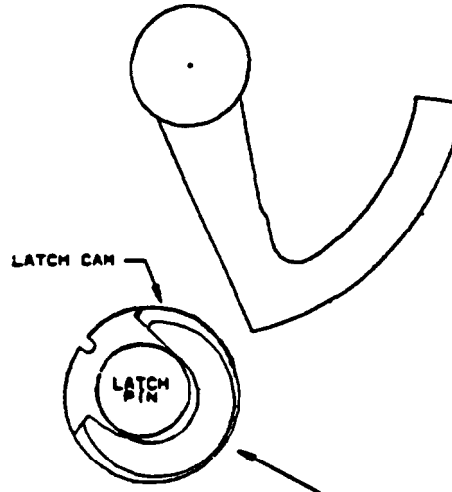
It could not be determined whether the pressure relief door shrouds were actually installed on the forward door, although UAL records showed that they had been installed on both cargo doors of N4713U, in accordance with

## ALL VIEWS LOOKING FORWARD

Normal positions of cam and lock sector in a fully latched and locked condition. Cam-pin contact area is approximately 4:00 to 10:00.



Position of cam at first contact with latch pin during closing. Cam-pin contact area is approximately 1:15 to 7:15.



Probable position of cams (in or near fully unlatched) at the time of door separation. Arrows denote direction of hoop stress. (Lock sectors were bent or broken enough to pass over unlatched cams).

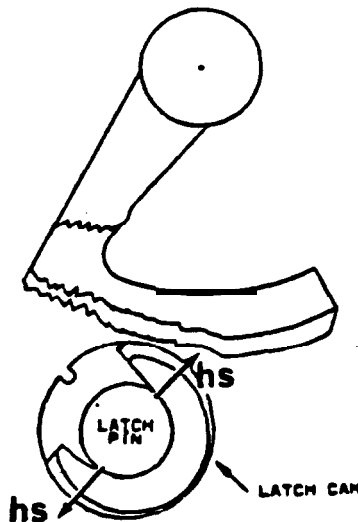


Figure 8. -- Relative positions of latch cam, latch pin, and lock sector in properly latched and unlatched, and in improperly locked position.

X SB-747-52-2097. However, the shrouds were found not to be installed on the aft door, contrary to UAL records, and therefore may not have been installed on the forward door. If this were the case, the pressure relief doors could possibly have rotated shut during the pressurization cycle. However, since the closure of the pressure relief doors would back-drive the lock sectors, this scenario would presume previous damage to the sectors, which would permit the sectors to move over the unlatched cams. Although the Safety Board has concluded that the sectors had sustained previous damage, the Safety Board does not believe that the door was inadvertently left unlocked before departure.

The Safety Board's analysis of this accident went beyond the conclusions about how the door failed. The Safety Board also examined the initial design and certification of the B-747 cargo door, and the continuing airworthiness system that should have prevented this accident, to determine the break-downs in this system that led to the accident. As is the case with most aviation accidents, there are many factors that led up to the actual failure of the door on flight 811.

## 2.6 Design, Certification, and Continuing Airworthiness Issues

The Safety Board found that there were multiple opportunities during the design, certification, operation, and maintenance of the forward cargo door for the N4713U for persons to have taken actions that could have precluded the accident involving flight 811. The circumstances that led to this accident exemplify the need for human factors considerations in the promulgation of regulations, the application of regulatory policies, the design of airplane systems, and the quality of airline operational and maintenance practices.

The first opportunity to prevent this accident occurred during the design and certification of the B-747 cargo door mechanical systems, when the design was chosen and approved, which allowed for the overriding of the lock sectors by either mechanical or electrical actuation. It is apparent that the original design was not tested sufficiently to verify that the locking sectors in fact "locked" the latch cams in the closed position. This shortcoming should have become apparent during the initial certification testing and approval process. Later, it should have become apparent when Boeing applied for, and the FAA granted, an alternative method of compliance with the certification regulations (25.783 [e]) that permitted the elimination of operational practices that included a visual verification of the cargo door latch positions via view ports in the doors.

The failure mode analysis performed by Boeing, and the FAA's acceptance of its content in granting the exemption, probably were based on the assumption that the lock sectors would always prevent the master latch lock handle from being in a stowed position when the latch cams were not fully closed. This assumption was not valid, as evidenced by the findings in 1987 following the Pan Am incident that the lock sectors could not prevent the latch cams from being driven from the fully latched position with the master latch lock handle stowed, while a false indication was provided to the flightcrew that the cargo door was properly latched and locked. At the time

that Boeing sought approval of the alternative design, Boeing and the FAA should have reviewed the design and required testing of the door latch/lock mechanisms to verify their integrity. Because this verification was not made, the procedure for direct viewing of the latches via the view ports before the airplane could be dispatched was eliminated as a procedure.

The next opportunity for the FAA and Boeing to have reexamined the original assumptions and conclusions about the B-747 cargo door design and certification was after the findings of the Turkish Airline DC-10 accident in 1974 near Paris, France. The concerns for the DC-10 cargo door latch/lock mechanisms and the human and mechanical failures, singularly and in combination, that led to that accident, should have prompted a review of the B-747 cargo door continuing airworthiness. In the Turkish Airlines case, a single failure by a ramp service agent, who closed the door, in combination with a poorly designed latch/lock system, led to a catastrophic accident. The revisions to the DC-10 cargo door mechanisms mandated after that accident apparently were not examined and carried over to the design of the B-747 cargo doors.

Specifically, the mechanical retrofit of more positive locking mechanisms on the DC-10 cargo door to preclude an erroneous locked indication to the flightcrew, and the incorporation of redundant sensors to show the position of the latches/locks, were not required to be retrofitted at that time for the B-747. Of similar concern is the fact that the cargo doors for the L-1011 required redundant latch/lock indication sensors at initial certification, during the approximate same time frame the DC-10 and B-747 were certificated.

More recently, when Boeing and the FAA learned about the circumstances of the Pan Am cargo door opening incident in March 1987, more timely and positive corrective actions should have been taken. The Safety Board believes that the findings of that incident investigation should have called into question the assumptions and conclusions about the original design and certification of the B-747 cargo door, especially the alternative method for verifying that the door was latched and locked that was sought by Boeing and was granted by the FAA. Since a B-747 cargo door opening in flight was considered to be an "unacceptable event", once a door did come open in flight, the FAA and Boeing should have acted much quicker to prevent another failure.

It took nearly 16 months from the date of the Pan Am Incident (March 10, 1987) until the FAA issued AD-88-12-04 (July 1, 1988). And then, the AD allowed 18 or 24 months, depending on the model B-747, from the date of its issuance for compliance with the terminating actions of the AD. The fact that Boeing had issued an Alert SB as a result of the Pan Am incident is an indication of the apparent urgency with which Boeing treated this issue. Alert SB's are issued for "safety of flight" reasons, while regular SB's deal with "reliability" and not necessarily safety of flight items. Despite this, the terminating action, issued as revision 3 to the Alert SB, on August 27, 1987, was not mandated by the FAA for 11 months.

The Safety Board found no evidence that the FAA or Boeing reassessed the original design and certification conclusions regarding the safety of the B-747 cargo door during this period. In fact, the original provisions for a visual verification of the latch cam position by use of the view ports were not re-instituted during this period.

Several opportunities for preventive action were also missed by UAL during this period. First, UAL delayed the completion of the terminating actions of Alert SB 52A2206 (Rev 3) and AD-88-12-04. In fact, there was no evidence that UAL had intended to comply with the terminating action of the Alert SB, until it was mandated by the FAA.

It is understandable that an airline would not take its aircraft out of service to incorporate revisions that do not appear to be safety critical. Although by definition an Alert SB is safety related, there was no implication from Boeing's and FAA's actions regarding this matter that urgency was required. The airlines rely on the airframe manufacturers and the FAA to evaluate the need for urgent airworthiness actions that might take airplanes out of revenue service. In this case, UAL had scheduled completion of its B-747 fleet modifications in accordance with the terminating actions for AD-88-12-04 before the final allowable date; however, the schedule was based on other heavy maintenance schedules to prevent unnecessary down-time of its airplanes.

UAL personnel stated after the UAL 811 accident that its personnel did not fully appreciate the importance, or safety implications, of the terminating actions, or they would have incorporated the improvements much earlier. The usual difficulties in setting short suspense dates for performing terminating actions in AD's, such as parts availability, did not seem to exist in this case, because the parts were not complex components and probably could have been fabricated fairly quickly in-house by most airlines.

Human performance certainly contributed to UAL's failure to incorporate an important inspection step into its maintenance program as mandated by AD-88-12-04. When UAL obtained an advance draft copy of the forthcoming NPRM that eventually led to the AD, the airline began preparing its work orders to implement the forthcoming the AD requirements into its B-747 fleet (30 airplanes at the time). UAL developed its maintenance work sheets from the text of the draft NPRM, which was virtually identical to the text of the final rule. As a result of a clerical error, one of the important inspection steps required by the AD was omitted.

Apparently, UAL maintenance personnel never compared the work sheets they received with the actual requirements of the AD, or if they did, the omission was not detected. FAA inspectors responsible for oversight of UAL's maintenance program also did not detect this error. In fact, FAA's inspection and surveillance did not enable the FAA inspectors to detect the error, because their surveillance of AD compliance merely involved verifying the correctness of UAL's paperwork that listed the applicable AD's and compliance dates. The inspectors did not actually verify UAL's compliance action by shop visits, or by comparison of work sheets with AD provisions. These omissions by the UAL maintenance and quality assurance personnel, and

the limitations of the FAA surveillance procedures were probably significant in setting the stage for the events that led to the actual cause of the door separation from N4713U.

The fact that the forward cargo door on N4713U had experienced intermittent and repeated malfunctions in its normal (electrical) operation during the month of December, 1988, and the fact that UAL had inadvertently left out of its procedures an inspection of the lock sectors after each subsequent manual operation and return to normal operation, prevented detection of damaged lock sectors on the cargo door.

Another matter of concern is the quality of UAL's trend analysis program. There was no indication that the repeated discrepancies with the forward cargo door on N4713U "raised a flag" within the UAL maintenance department. A quality assurance or trend analysis program should have detected an adverse trend and should have prompted efforts to resolve the repeated problems (possibly an intermittent shorting of the door closing switch or the out of rig condition). If it had, the damage to the lock sectors would have been detected.

In summary, the Safety Board concludes that there were several opportunities wherein Boeing, the FAA, and UAL could have taken action during the initial design and certification of the B-747 cargo door, as well as during the operation and maintenance of the cargo door installed on N4713U, to ensure the continuing airworthiness of the cargo door. The Safety Board further concludes that these deficiencies and oversights contributed to the cause of this accident.

## 2.7 Survival Aspects

The Hickham ARFF units and the airport's ARFF units operated on separate radio networks and thus they could not communicate directly on-scene by radio. This situation required them to communicate by voice. Although the two ARFF services had a common radio frequency (as per the Airport Emergency Plan), procedures for its use had not yet been developed. The Safety Board believes that such communication procedures should be expeditiously developed.

The use of camouflage paint schemes on military ARFF vehicles may be appropriate for military purposes; however, the Safety Board believes that camouflage is not appropriate for ARFF vehicles that are operated at a joint-use airport. It is obvious that these vehicles must be conspicuous to be seen by other responding vehicles and by persons who are involved in the accident, such as airport and airline personnel, crew and passengers, and off-airport firefighting and rescue vehicles.

The National Fire Protection Association Standards recommend for primary firefighting, rapid intervention and combined agent vehicles, that, "Paint finish shall be selected for maximum visibility and shall be

resistant to damage from firefighting agents."<sup>4</sup> Furthermore, Federal Aviation Regulation 14CRF 139.319 (f) (2) requires emergency vehicles, "Be painted or marked in colors to enhance contrast with the background environment and optimize daytime and nighttime visibility and identification." Further guidance for the 'high visibility color of ARFF vehicles is provided in a Federal Aviation Administration Advisory Circular where the vehicle paint color is specified as, "lime yellow" Dupont No. 7744 UH or its equivalent.<sup>5</sup>

Because flight attendants are vital to the safety and survival of the passengers following a decompression, measures should be taken to prevent flight attendants from being incapacitated by hypoxia. The Safety Board believes that oxygen masks should be attached to the emergency oxygen bottles to avoid any delay in their use in order to be in compliance with the intent of 14 CFR 25.1447 (c) (4). Therefore, the FAA should direct its inspector staff to survey B-747 airplanes for compliance with 14 CFR 25.1447(c)(4), and correct deficiencies found.

In this accident, the use of megaphones was vital because of the inability to be heard over the public address (PA) system. Title 14 CFR 121.309 (f) (1) requires one megaphone on each airplane with a seating capacity of more than 60 and less than 100 passengers; 14 CFR 121.309 (f) (2) requires two megaphones in the cabins on each airplane with a seating capacity of more than 99 passengers. As this decompression demonstrated, additional megaphones are necessary on wide-body and large narrow-body airplanes to ensure communication in the cabin during emergencies when the PA system is inoperative.

Had there been a need for an immediate evacuation, or a water ditching, rapid egress would not have been possible at doors Z-left and 2-right because they were blocked by open storage compartments and spilled contents. The possibility also exists that a compartment door could release during a hard landing or turbulence and swing down and injure a flight attendant. Thus, the Safety Board believes that improved latches should be installed and the downward movement of stowage compartments doors should be restricted to prevent the doors from striking a seated flight attendant or block the exit door.

The Safety Board believes that the problems with life preserver donning and adjustment demonstrated in this accident should be addressed by the FAA. The straps and fittings on life preservers need to be evaluated to determine where improvements can be made, and clearer donning instructions should be developed. TSO-C13d, Life Preservers 1/3/83 prescribes the minimum

---

<sup>4</sup> NFPA 414 - Aircraft Rescue and Fire Fighting Vehicles, National Fire Protection Association, 1984, Batterymarch Park, Quincy, MA 02269.

<sup>5</sup> Airport Fire and Rescue Vehicle Specification Guide, AC 150/5220-14, March 15, 1979, Federal Aviation Administration, Washington, D.C. 20591.

performance standards for life preservers. With regard to donning, the TSO requires:

"Donning. It must be demonstrated that an adult, after receiving only the customary preflight briefing on the use of life preservers, can don the life preserver within 15 seconds unassisted while seated. It must be demonstrated that an adult can install the life preserver on another adult, a child, or an infant within 30 seconds unassisted. The donning demonstration is begun with the unpackaged life preserver in hand."

Based on flight attendant interviews and information obtained from passengers these donning times were exceeded in many instances.

The Safety Board has made numerous recommendations to the FAA in the past regarding needed improvements in life preserver donning instructions, donning procedures, and timing of donning.<sup>6</sup> The FAA has adopted most of the Safety Board's recommendations in its April 23, 1986, revision to TSO-C13e, Life Preservers, which now requires the wearer to be able to secure the preserver with no more than one attachment and make no more than one adjustment for fit. Also, donning tests are required for age groups of users starting with 20-29 years and ending with 60-69 years. At least 60% of the test subjects in each age group must be able to don their life preserver within 25 seconds unassisted with their seatbelts fastened starting with the life preserver in its storage package. TSO-C13e contains requirements that would have eliminated some of the problems that passengers had in this accident in correctly donning and adjusting their life preservers.

The Safety Board has recommended (A-85-35 through-37) to the FAA to amend 14 CFR 121, 125, and 135 to require air carriers to install life preservers that meet TSO-C13e within a reasonable time. The FAA adopted TSO-C13e on April 23, 1986, and originally had specified an effective date of April 23, 1988, after which all newly manufactured life preservers approved under the TSO system would have to meet the requirements of TSO-C13e. The objective of the cut off date was to introduce life preservers into the fleets with the higher performance level as specified in TSO-C13e by assuring that replacement articles met the higher standards. On March 3, 1988, the FAA rescinded the cut off date to seek further public comments of fleet retrofit in accord with the proposed rulemaking. See Section 4.0 for FAA action and status of the recommendations.

---

<sup>6</sup>"Air Carrier Overwater Emergency Equipment and Procedures" (NTSB/SS-85/02)



## 3. CONCLUSIONS

## 3.1 Findings

1. There were no flightcrew or cabin crew factors in the cause of the accident or injuries.
2. There were no air traffic control or weather factors in the cause of the accident.
- \* 3. The airplane had not been maintained in accordance with the provisions of AD-88-12-04, which required an inspection of the cargo door locking mechanisms after each time the door was operated manually and restored to electrical operation.
4. All but one of the electrical components required to have malfunctioned in order to cause an inadvertent electrical opening of the cargo door after dispatch were found to function properly. One was lost with the door.
5. The multiple intermittent malfunctions of the forward cargo door for N4713U during the months prior to the accident led to damaged lock sectors.
6. UAL maintenance trend analysis program was inadequate to detect an adverse trend involving the cargo door on N4713U.
7. FAA oversight of the UAL maintenance and inspection program did not ensure adequate trend analysis and adherence to the provisions of airworthiness directives.
8. The smooth wear patterns on the latch pins of the forward cargo door installed on N4713U were signs that the door was not properly aligned (out of rig) for an extended period of time, causing significant interference during the normal open/close cycle.
9. The rough heat-tinted wear areas on the latch pins of the forward cargo door installed on N4713U marked the positions of the cams at the time the door opened in flight.
10. The design of the B-747 cargo door locking mechanisms did not provide for the intended "fail-safe" provisions of the locking and indicating systems for the door.
11. Boeing's Failure Analysis, which was the basis upon which the FAA granted an alternative method of compliance with the provisions of 14 CFR 25.783 (e), was not valid as evidenced by the findings of the Pan Am incident in 1987.

12. *Boeing and the FAA did not take immediate action to require the use of the cam position view ports following the Pan Am incident, and did not include this requirement in the provisions of the Alert Service Bulletins or AD-88-12-04.*
13. *There were several opportunities for the manufacturer, the airline, and the FAA, to have taken action during the service life of the Boeing 747 that would have prevented this accident.*
14. *The fact that the crash fire rescue vehicles responding to this accident did not use a common radio frequency led to problems in communication among the responding vehicles.*
15. *The camouflage paint scheme of the military fire rescue units led to reduced visibility of these units and resulted in at least one near-collision.*
16. *Megaphones were used in flight to communicate with passengers because of the high ambient noise level. However more megaphones would have afforded better communications in all parts of the cabin.*
17. *Some flight attendants and passengers had difficulties tightening straps of their life preservers around their waists because of the fabric used, the design of the adjustment fittings, and the angle the straps were pulled.*

### 3.2 Probable Cause

*The National Transportation Safety Board determines that the probable cause of this accident was the sudden opening of the improperly latched forward lower lobe cargo door in flight and the subsequent explosive decompression. Contributing to the cause of the accident was a deficiency in the design of the cargo door locking mechanisms, which made them susceptible to in-service damage, and which allowed the door to be unlatched, yet to show a properly latched and locked position. Also contributing to the accident was the lack of proper maintenance and inspection of the cargo door by United Airlines, and a lack of timely corrective actions by Boeing and the FAA following the 1987 cargo door opening incident on a Pan Am B-747.*

## 4. RECOMMENDATIONS

As a result of this investigation, on August 23, 1989, the Safety Board issued the following safety recommendations for the FAA to:

Issue an Airworthiness Directive (AD) to require that the manual drive units and electrical actuators for Boeing 747 cargo doors have torque limiting devices to ensure that the lock sectors, modified per AD-88-12-04, cannot be overridden during mechanical or electrical operation of the latch cams. (Class II, Priority Action) (A-89-92)

Issue an Airworthiness Directive (AD) for non-plug cargo doors on all transport category airplanes requiring the installation of positive indicators to ground personnel and flightcrews confirming the actual position of both the latch cams and locks, independently. (Class II, Priority Action) (A-89-93)

Require that fail-safe design considerations for non-plug cargo doors on present and future transport category airplanes account for conceivable human errors in addition to electrical and mechanical malfunctions. (Class II, Priority Action) (A-89-94)

The Federal Aviation Administration (FAA) responded to Safety Recommendations A-89-92 through -94 on November 3, 1989. During its evaluation of Safety Recommendation A-89-92, the FAA determined that Boeing 747 cargo doors with lock sectors, modified in compliance with Airworthiness Directive (AD) 88-12-04, cannot be overridden during mechanical or electrical operation of the latch cams because the latch cam actuators incorporate at least one torque-limiting device. The Safety Board has reviewed AD 88-12-04 and has confirmed the FAA's findings. Based on this, Safety Recommendation A-89-92 has been classified as "Closed--Reconsidered."

The FAA responded to Safety Recommendations A-89-93 and -94 describing action to review all outward opening (nonplug) doors and all jet-powered transport category airplanes to determine what, if any, modifications are needed to ensure that these doors will not open in flight. The FAA pointed out that the door latch indicating system is to be only part of the review and that door designs will be evaluated against criteria specified in 14 CFR 25.783 as amended by Amendment 25-54, and the policy material published in Advisory Circular 25.783.1, adopted in 1980 and will take into account human factors involved in the routine operation of closing and locking doors to ensure that the latch and lock systems are fail-safe. Further, to emphasize the importance of human factors, the FAA has developed a training program for FAA certification personnel to enhance their knowledge of human factors in aircraft design. This training program will be offered to approximately 100 certification personnel during the next year. Based on this response, Safety Recommendations A-89-93 and -94 have been classified as "Open--Acceptable Action." The Safety Board believes it necessary to point out that this hazard exists for any pressurized aircraft using non-plug doors

and that the FAA should not be limiting this review to only those transports which are jet-powered.

Also, as a result of this accident, the National Transportation Safety Board recommends that the Federal Aviation Administration:

Amend 14 CFR 1447 (c)(4) to require that face masks be attached to the regulators of portable emergency oxygen bottles. (Class II, Priority Action) (A-90-54)

Require, in accordance with the requirements of 14 CFR 25.1447 (c)(4), that a portable oxygen bottle be located at the flight attendant stations at exit door 5 right and at exit door 5 left in B-747 airplanes. (Class II, Priority Action) (A-90-55)

Require that no articles be placed in storage compartments that are located over emergency exit doors. (Class II, Priority Action) (A-90-56)

Amend 14 CFR 121.309 (f) to require a readily accessible megaphone at each seat row at which a flight attendant is stationed. (Class II, Priority Action) (A-90-57)

Take corrective action to improve direct visibility to passengers from the upper level flight attendant jumpseat in the B-747 airplanes using eye reference data contained in Federal Aviation Administration report FAA-AM-75-2 "Anthropometry of Airline Stewardesses." (Class II, Priority Action) (A-90-58)

Issue an Airworthiness Directive to require that stronger latches be installed in oversized storage compartments that formerly held liferafts on all B-747 airplanes and also limit the distance that these compartments can be opened. (Class II, Priority Action) (A-90-59)

Demonstrate for each make and model of life preserver that it can be donned, adjusted, and tightened within the elapsed time required by TSO-C13d. Direct particular attention to the ease with which straps pass through adjustment fittings when the straps are pulled at all possible angles. (Class II, Priority Action) (A-90-60)

Establish a cutoff date of [within 1 year of this recommendation letter] after which all life preservers manufactured for passenger-carrying aircraft would be required to meet the specifications of TSO-C13e. (Class II, Priority Action) (A-90-61)

Also as a result of this accident, the National Transportation Safety Board reiterates the following recommendations to the Federal Aviation Administration:

A-85-35

Amend 14 CFR 121 to require that all passenger-carrying air carrier aircraft operating under this Part be equipped with approved life preservers meeting the requirements of the most current revision of TSO-C13 within a reasonable time after the adoption of the current revision of the TSO; ensure that 14 CFR 25 is consistent with the amendments to Part 121. (Class II, Priority Action)

A-85-36

Amend 14 CFR 125 to require that all passenger-carrying air carrier aircraft operating under this Part be equipped with approved life preservers meeting the requirements of the most current revision of TSO-C13 within a reasonable time after the adoption of the current revision of the TSO; amend Part 125 to require approved flotation-type seat cushions (TSO-C72) on all such aircraft; ensure that 14 CFR 25 is consistent with the amendments of Part 125. (Class II, Priority Action)

A-85-37

Amend 14 CFR 135 to require that all passenger-carrying air carrier aircraft operating under this Part be equipped with approved life preservers meeting the requirements of the most current revision of TSO-C13 within a reasonable time after the adoption of the current revision of the TSO; Amend Part 135 to require approved floatation-type seat cushions (TSO-C72) on all such aircraft; ensure that 14 CFR SFAR No. 23 is consistent with the amendments to Part 135. (Class II, Priority Action)

In a November 28, 1988, letter to the FAA the Safety Board recommended that a cut off date January 1, 1989, be reestablished. Based on this accident, the Safety Board's again urges the FAA to establish a cut off date by which life preservers meeting TSO-C13e would be introduced into the fleets within a reasonable time (A-85-36). The Safety Board recognizes that the FAA has complied with part of this recommendation, pertaining to the floatation-type seat cushions.

Safety Recommendations A-85-35 and -37 are being held in an "Open - Acceptable Action" status pending the publication of the final rule. Safety Recommendation A-85-36 is being held in an "Open - Unacceptable Action" status because Part 125 operations were not included in the FAA rulemaking action.

As a result of its investigation, the National Transportation Safety Board also recommends that the State of Hawaii, Department of Transportation, Airports Division:

Develop, in cooperation with the Department of Defense, procedures for direct radio communication between aircraft rescue and fire fighting vehicles operated by the State of Hawaii and **Hickam** Air Force Base that would be used when responding to airport emergencies at Honolulu International Airport. (Class II, Priority Action) (A-90-62)

Additionally, as a result of its investigation, the National Transportation Safety Board recommends that the Department of Defense:

Develop in cooperation with the State of Hawaii Department of Transportation, procedures for direct radio communication between, aircraft rescue and firefighting vehicles operated by **Hickam** Air Force Base and the State of Hawaii that would be used when responding to airport emergencies at Honolulu International Airport. (Class II, Priority Action) (A-90-63)

Comply with Federal regulation 14 CFR 139.319(f)(2) and the guidance contained in Federal Aviation Administration Advisory Circular 150/5220-14 by using high visibility color for aircraft rescue and firefighting vehicles that operate at Honolulu International Airport. (Class II, Priority Action) (A-90-64)

BY THE NATIONAL TRANSPORTATION SAFETY BOARD

*/s/* James L. Kolstad  
Chairman

*/s/* Susan Coughlin  
Acting Vice Chairman

*/s/* John K. Lauber  
Member

*/s/* Jim Burnett  
Member

April 16, 1990

## 5. APPENDIXES

## APPENDIX A

## INVESTIGATION AND HEARING

## 1. Investigation

*The Washington Headquarters of the National Transportation Safety Board was notified of the United Airlines accident within a short time after the occurrence. A full investigation team departed Washington, D. C. at 1400 eastern daylight time on the same day and arrived in Honolulu at 0030 Hawaiian standard time the next day.*

*The team was composed of the following investigation groups: Operations, Structures/Systems, Maintenance Records, Metallurgy, and Survival Factors. In addition, specialist reports were prepared relevant to the CVR, FDR and radar plots.*

*Parties to the field investigation were United Airlines, the FAA, the Boeing Commercial Airplane Company, the Air Line Pilots Association, the International Association of Machinists, and the Association of Flight Attendants.*

2. **Public Hearing**

*A 3-day public hearing was held in Seattle, Washington, beginning on April 25, 1989. Parties represented at the hearing were the FAA, United Airlines, the Boeing Commercial Airplanes Company, the Air Line Pilots Association, and the International Association of Machinists.*

## APPENDIX B

## PERSONNEL INFORMATION

## Captain David Cronin

Captain David Cronin, 59, was hired by UAL on December 10, 1954. The captain holds Airline Transport Pilot (ATP) Certificate No. 1268493 with airplane multiengine land ratings and commercial privileges in airplane single-engine land, sea and gliders. The captain is type rated in the 8747, DC10, DC8, B727, Convair (CV) 440, CV340, CV240 and the Learjet. The captain was issued a first class medical certificate on November 1, 1988, with no limitations.

The captain's initial operating experience (IOE) check out in the B747 occurred in December, 1985. The captain's latest line and proficiency checks in the 8747 were completed in August and December, 1988, respectively. Training in ditching and evacuation was included with the proficiency check. The captain had flown a total of about 28,000 hours, 1,600 to 1,700 hours of which were in the 8747. During the 24-hour, 72-hour and 30-day periods, prior to the accident, the captain had flown: 1 hour, 5 minutes; 13 hours, 35 minutes; and 76 hours, 18 minutes, respectively.

## First Officer Gregory Slader

First Officer Gregory Slader, 48, was hired by UAL on June 15, 1964. The first officer holds ATP Certificate No. 1528630 with airplane multiengine land ratings and commercial privileges in airplane single-engine land. The first officer is type rated in B747, DC10, B727, and B737. The first officer was issued a first class medical certificate on February 14, 1989, with no limitations.

The first officer's initial operating experience (IOE) check out in the B747 occurred in August, 1987. The first officer's latest proficiency check in the B747 was completed in October, 1988. Training on ditching and evacuation was included with the proficiency check. The first officer had flown a total of about 14,500 hours, 300 hours of which were in the B747. During the 24-hours, 72-hour and 30-day periods prior to the accident, the first officer had flown: 1 hour, 5 minutes; 13 hours, 35 minutes; and 46 hours, 25 minutes, respectively.

## Second Officer Randal Thomas

Second Officer Randal Thomas, 46, was hired by UAL on May 22, 1969. The second officer holds Flight Engineer Certificate No. 1947041 for turbo jet powered airplanes, issued July 18, 1969. The second officer holds commercial pilot certificate No. 1585899 with ratings and limitations of airplane single and multiengine land with instrument privileges. The second officer was issued a first class medical certificate on December 6, 1988, with no limitations.



The second officer's IOE check out in the 8747 occurred in March, 1987. The second officer's latest proficiency check in the B747 was completed in October, 1988. Training in ditching and evacuation was included with the proficiency check. He had flown a total of about **20,000 hours**, about 1,200 hours of which were as second officer on the 6747. During his 24-hour, 72-hour and 30 day-periods, prior to the accident, the second officer had flown: 1 hour, 5 minutes; 13 hours, 35 minutes; and 46 hours, 25 minutes, respectively.

Flight Attendant and **Chief** Purser Laura Brentlinger

Flight attendant Laura Brentlinger, 38, was employed by UAL in April 1972; and had completed B747 recurrent training on September 19, 1988.

Flight Attendant and AFT Purser Sarah Shanahan

Flight attendant Sarah Shanahan, 42, was employed by UAL in August 1967; and had completed 8747 recurrent training on October 10, 1988.

Flight Attendant Richard Lam

Flight attendant Richard Lam, 41, was employed by UAL on April 1970; and had completed B747 recurrent training on September 16, 1988.

Flight Attendant John Horita

Flight attendant John Horita, 44, was employed by UAL in June 1970; and had completed B747 recurrent training on November 1, 1988.

Flight Attendant Curtis Christensen

Flight attendant Curtis Christensen, 34, was initially employed by PAA in May 1978. He was subsequently employed by UAL in February 1986 when UAL purchased PAA Pacific Division. Flight attendant Christensen had completed B747 recurrent training on December 12, 1988.

Flight Attendant **Tina** Blundy

Flight attendant **Tina** Blundy, 36, was employed by UAL in May 1973; and had completed B747 recurrent training on October 28, 1988.

Flight Attendant Jean Nakayama

Flight attendant Jane Nakayama, 37, was employed by UAL in August 1973; and had completed B747 recurrent training on December 6, 1988.

Flight Attendant Mae Sapolu

Flight attendant Mae Sapolu, 38, was initially employed by Pan American Airlines (PAA) in March 1973. She was subsequently employed by UAL in February 1986; when UAL purchased PAA Pacific Division. Flight attendant Sapolu completed B747 recurrent training on October 13, 1988.

*Flight Attendant Robyn Nakamoto*

*Flight attendant Robyn Nakamoto, 26, was employed by UAL in April, 1986, and transferred to the Inflight Service Division in May, 1988. She was initially trained on the 8747 in May 1988; and had not attended recurrent training.*

*Flight Attendant Edward Lythgoe*

*Flight attendant Edward Lythgoe, 37, was employed by UAL in December 1978; and had completed B747 recurrent training on October 21, 1988.*

*Flight Attendant Sharol Preston*

*Flight attendant Sharol Preston, 39, was employed by UAL in July 1970; and had completed B747 recurrent training on July 29, 1988.*

*Flight Attendant Ricky Umehira*

*Flight attendant Ricky Umehira, 35, was employed by UAL in November 1983; and had completed B747 recurrent training on November 15, 1988.*

*Flight Attendant Darrell Blankenship*

*Flight attendant Darrell Blankenship, 28, was employed by UAL in February 1984; and had completed B747 recurrent training on February 10, 1988.*

*Flight Attendant Linda Shirley*

*Flight attendant Linda Shirley, 30, was employed by UAL in March 1979; and had completed B747 recurrent training on November 3, 1989.*

*Flight Attendant Iлона Benoit*

*Flight attendant Iлона Benoit, 48, was initially employed by PAA in November 1969. She was subsequently employed by UAL in February 1986; and had completed B747 recurrent training on November 17, 1988.*

*Lead Ramp Serviceman Paul Engalla*

*Lead ramp serviceman Paul Engalla was employed by UAL in 1959. Because of his extensive ramp service experience, Mr. Engalla was selected as a ramp service trainer in 1986.*

*Ramp Serviceman Daniel Sato*

*Ramp serviceman Daniel Sato was employed by UAL in May 1987. Company records indicate that his proficiency in the opening and-closing of B747 cargo doors and the operation of container loads was attained in September 1988.*

*Ramp Serviceman Brian Kitaoka*

*Ramp serviceman Brian Kitaoka was employed by UAL in November 1986. Company records indicate that his proficiency in the operation of container loaders was attained in November 1987. His proficiency in the opening and closing of 8747 cargo doors was attained in October 1988.*

*Dispatch Mechanic Steve Hajanos*

*Dispatch mechanic Steve Hajanos was employed as an airplane mechanic by UAL on October 30, 1986. He holds FAA Airplane and Powerplants Certificate No. 362583850, issued November 14, 1981. He was formerly employed by Aloha Airlines as a maintenance supervisor and by World Airways as a mechanic and maintenance supervisor. He began his aviation career as an airplane mechanic in the United States Air Force.*

## APPENDIX C

## AIRPLANE INFORMATION

<u>Type of Inspection</u>	<u>Date of Inspection</u>	<u>Total Hours</u>	<u>Total Cycles</u>	<u>Maximum Interval</u>
<u>Service No. 1</u>				
Current	02/23/89	58,814	15,027	Note 1
Previous	02/23/89	58,809	15,026	
<u>Service No. 2</u>				
Current	02/22/89	58,802	15,024	65 Hours Note 2
Previous	02/18/89	58,747	15,016	
<u>A Check</u>				
Current	02/14/89	58,710	15,009	350 Hours
Previous	01/16/89	58,368	14,947	
<u>B Check</u>				
Current	11/28/88	57,751	14,839	131 Days
Previous	07/28/88	56,635	14,632	
<u>C Check</u>				
Current	11/28/88	57,751	14,839	393 Days
Previous	11/19/87	53,789	14,146	
<u>MPV Check</u>				
Current	04/30/84	43,731	11,857	5 Years
Previous	01/30/80	30,906	8,638	
<u>D Check</u>				
Current	04/30/84	43,731	19,237	9 Years
Previous	09/09/76	19,237	5,591	

Note 1: Service No. 1 to be accomplished on through flights or at trip termination whenever time is less than 12 hours per Maintenance Manual Procedures BX 12-0-1-1.

Note 2: Aircraft with layover of 12 hours or more will receive a Service No. 2 not to exceed 65 flight hours between checks.

## APPENDIX D

**Flight Crewmember.**--The second officer sustained minor superficial brush burns-to both elbows and forearms, during the evacuation.

**Cabin Crewmembers.**--The cabin crewmembers sustained the following injuries during the evacuation:

Flight attendant No. 1 sustained a strained left shoulder;

Flight attendant No. 2 sustained acute thoracic and lumbosacral strain;

Flight attendant No. 3 sustained a mild right bicep strain;

Flight attendant No. 4 sustained a left elbow contusion, left shoulder dislocation, and mild lumbosacral strain;

Flight attendant No. 5 sustained a left calf contusion;

Flight attendant No. 6 sustained a mild left elbow bruise;

Flight attendant No. 7 sustained mild left arm and lower back strain;

Flight attendant No. 8 sustained a soft tissue injury to the back;

Flight attendant No. 9 sustained abrasions to both palms and the left knee;

Flight attendant No. 10 sustained a fracture of the left tenth rib;

Flight attendant No. 11 sustained a minimal injury to the right middle finger PIP joint and left first MP joint;

Flight attendant No. 12 sustained a pulled muscle on the left side of the neck;

Flight attendant No. 13 sustained a comminuted fracture of the right ulna and radius;

Flight attendant No. 14 sustained a mild thoracic back strain;

Flight attendant No. 15 sustained a non-displaced fracture of C-6, a cerebral concussion, a fracture of the proximal right humerus, and multiple lacerations;

*A flight attendant, flying as a passenger, sustained mild lumbosacral strain, a laceration of the right little finger, and a left elbow abrasion.*

**Passengers.**--Nine Passengers who were seated in seats 8H, 9FGH, 10GH, 11GH, and 12H, were ejected from the fuselage and were not found; and thus, are assumed to have been **fatally injured** in the accident.

*Passengers seated in the indicated seats sustained the following injuries:*

Seat

- 7c - Barotrauma to both ears*
- 9C - Half-inch laceration to the upper left arm, superficial abrasions to left arm and hand, barotrauma to both ears*
- 9E - Superficial abrasions and contusions to the left hand, mild barotrauma to both ears*
- 10B - Superficial abrasions to the left elbow and left middle finger*
- 10E - Superficial abrasions to the torso and left forearm, bruising of the left hand and fingers*
- 11E - Laceration on the right ankle tendon, multiple bruises*
- 11F - Slight contusion of the right shoulder*
- 13D - Barotrauma to both ears*
- 13E - Bleeding in both ears*
- 13H - Contusion to the left periorbital area*
- 14A - Laceration in the parietal occipital area, barotrauma to both ears*
- 15J - Comminuted fracture of the lateral epicondyle of the left distal humerus (about 5mm separation)*
- 16B - Superficial abrasions to the right arm*
- 16J - Barotrauma to both ears*
- 16K - Right temporal abrasions*

- 26A - *Barotrauma to both ears*
- 26B - *barotrauma to both ears*
- 26H - *Barotitis to both ears, low back pain, irritation to the right eye due to foreign bodies*
- 27A - *Barotrauma to the right ear*
- 28J - *Superficial abrasions and a contusion to the left hand, mild barotrauma to both ears*

## APPENDIX E

## DETAILS OF LATCH PIN WEAR OBSERVED ON UAL B-747 N4718U

(PROBLEM ABBREVIATIONS EXPANDED)

<u>STATION</u>	<u>INBOUND FLT/DATE</u>	<u>OUTBOUND FLT/DATE</u>	<u>PROBLEM</u>
HNL	830 12/5	825 12/5	Report - forward cargo door will not open. Corrective action: cranked door latches to close and recycled, checked okay.
HNL	821 12/6	812 12/7	Report - forward cargo door will not open electrically. Corrective action: cranked door latches to close and recycled. Checked okay.
LAX	812 12/7	811 12/7	No problem
HNL	811 12/7	811 12/7	No problem
AKL	811 12/7	811 12/7	No problem
SYD	811 12/7	812 12/9	No problem
AKL	812 12/9	812 12/9	No problem
HNL	812 12/9	812 12/9	No problem
LAX	812 12/9	811 12/9	No problem
HNL	811 12/9	811 12/9	No problem
AKL	811 12/9	811 12/9	No problem
SYD	811 12/9	812 12/11	No problem
AKL	812 12/11	812 12/11	Report - forward cargo door failed to close fully electrically, manually cranked 'pull in' hooks half a turn to close and. Latches ran okay. Corrective action: adjusted on hook switches Deferred maintenance item 0827 initiated.
HNL	812 12/11	812 12/12	Report - door cycled 3 times, opened and closed normally. Corrective action: cleared deferred maintenance item 827
LAX	812 12/12	811 12/12	No problem
HNL	811 12/12	811 12/12	No problem
AKL	811 12/12	811 12/12	Report - forward cargo door fails to close electrically. Manually turned hooks to close with door switch selected close until power transferred to latch motor. Hook motor switch requires re-rigging. Corrective action: Deferred maintenance item 831 initiated.



<u>STATION</u>	<u>INBOUND FLT/DATE</u>	<u>OUTBOUND FLT/DATE</u>	<u>PROBLEM</u>
SYD	811 12/12	812 12/14	Report - forward cargo door will not latch electrically. When manually closing, latches fail to close sufficiently to close master latch lock after repeated attempts. Corrective action: latches opened manually, door recycled again and operation was normal. Electrically. (Deferred maintenance item 0831 continued open for future repair.)
KL	812 12/14	812 12/14	Report - when the aircraft landed, the door operated like the deferred write up. The right lower corner of the door appears to be rattling. Suspect the hook motor may be over-energized causing the problem. Note: adjusted S-8 door switch, the door operates okay. The adjustment stop for S-8 is bent. Corrective action: (Deferred maintenance item 0831 continued open for future repair.)
HNL	812 12/14	812 12/14	Manual operation
LAX	812 12/14	811 12/14	Manual operation
HNL	811 12/14	811 12/14	Manual operation
HNL (layover)	811 12/14 (Ret blks)	825 12/16	Manual operation
OSA	825 12/16	824 12/17	Manual operation
HNL	824 12/17	831 12/17	Report - necessary to cycle door 3 times to get it to latch manually. Corrective action: deferred maintenance item 0831 continued open for future repair.
NRT	831 12/17	831 12/17	Manual operation
HKG (layover)	831 12/17	830 12/19	Report - deferred maintenance item 0831. Corrective action: replaced hook position relay K1. Checked door several times. It checked okay. - Deferred maintenance item 0831 corrected.
NRT	830 12/19	68 12/19	No problem

**#8413**  
**FORWARD CARGO DOOR**  
**HISTORY - 12/1/88 THROUGH 2/22/89**

<u>STATION</u>	<u>INBOUND FLT/DATE</u>	<u>OUTBOUND FLT/DATE</u>	<u>PROBLEM</u>
SFO	68 12/19	53 12/19	No problem
NRT	53 12/19	830 12/20	No problem
HNL	830 12/20	827 12/20	No problem
NRT	827 12/20	801 12/20	No problem
TPE (layover)	801 12/20	800 12/22	No problem
NRT	800 12/22	150 12/22	Report - prior to departure, forward cargo door inoperative ● electrically. Manually closed. Corrective action: deferred. maintenance item 0835 initiated for future repair.
SEA	150 12/22	150 12/22	Manual operation
ORD (layover)	150 12/22	143 12/23	Report - deferred maintenance item 0835. Corrective action: operated door several times, could not duplicate. Checked hook closed switch & hook position switch for being closed per M-52-34-50 procedure 13. Deferred maintenance item 0835 corrected
SEA	143 12/23	143 12/23	No problem
NRT	143 12/23	150 12/24	No problem
SEA	150 12/24	150 12/24	No problem
ORD (layover)	150 12/24	1 12/25	No problem
HNL (layover)	1 12/25	812 12/25	No problem
LAX	812 12/26	811 12/26	No problem
HNL	811 12/26	811 12/26	No problem
AKL	811 12/26	811 12/26	No problem
SYD	811 12/26	812 12/28	No problem
AKL	812 12/28	812 12/28	No problem
HNL	812 12/28	812 12/28	No problem
LAX	812 12/28	811 12/28	No problem
HNL	811 12/28	811 12/28	No problem
AKL	811 12/28	811 12/28	No problem
SYD	511 12/28	812 12/30	No problem
AKL	812 12/30	812 12/30	No problem